



SHIRE OF CARNARVON
SCHEDULES
ORDINARY COUNCIL MEETING
TUESDAY 28 JUNE 2022

Council Chambers, Stuart Street
CARNARVON, West Australia
Phone: (08) 9941 0000
Fax: ((08) 9941 1099
Website – www.carnarvon.wa.gov.au

CONTENTS

EXECUTIVE

CORPORATE

Schedule 7.2.1 – Accounts for Payment – 31 May 2022.....	3
Schedule 7.2.2 - Management Report – 31 May 2022.....	9
Schedule 7.2.3(a) – 2022/2023 Differential Rates Model.....	32
Schedule 7.2.3(b) – Differential Rates – Advertisement.....	33
Schedule 7.2.3(c) – Differential Rates – Objectives and Reasons.....	34
Schedule 7.2.4 – Fees and Charges.....	38

DEVELOPMENT & COMMUNITY

Schedule 7.3.1 – Site Plan – Cardabia Overflow.....	57
Schedule 7.3.5 – WALGA Advocacy.....	58

INFRASTRUCTURE

Schedule 7.4.1 – Request for Closure PAW – Hammond Street.....	59
--	----

CONFIDENTIAL SCHEDULES

Development & Community

Schedule 7.3.2 – Damaged House.....	60
Schedule 7.3.4(a) – RFT 02/2022 Recommendation Report.....	68
Schedule 7.3.4(b) – Amended Tender Pricing.....	79

Infrastructure

Schedule 7.4.2(a) Airport Operator Warning.....	80
Schedule 7.4.2(b) Airport Operator Warning.....	81
Schedule 7.4.2(c) Airport Operator Warning.....	83
Schedule 7.4.2(d) Airport Operator Warning.....	88

Schedule 7.2.1 (a)

List of Accounts submitted to the ordinary Council Meeting to be held on 28th June 2022 for information in respect to accounts already paid in May 2022. (Local Government Financial Management Regulations 1996)

SHIRE OF CARNARVON									
VOUCHER NUMBER	DATE PAID	PAYEE	DESCRIPTION	MUNI BANK	BANK DIRECT	VISITOR CENTRE	TRUST	CHEQUE	
EFT35384	09/05/2022	ADAM COTTRELL	APRIL COUNCILLOR SITTING AND TRAVELLING FEE 26TH APRIL 2022	\$ 1,569.00					
EFT35385	09/05/2022	ALEXANDER FULLARTON	APRIL COUNCILLOR SITTING FEE 26TH APRIL 2022	\$ 1,457.00					
EFT35386	09/05/2022	LUKE SKENDER	APRIL COUNCILLOR SITTING FEES 26TH APRIL 2022	\$ 1,457.00					
EFT35387	09/05/2022	MARCO PAULO FERREIRINHA	APRIL COUNCILLOR SITTING FEE 26TH APRIL 2022	\$ 1,457.00					
EFT35388	09/05/2022	BURKE MASLEN	APRIL COUNCILLOR SITTING FEE AND MONTHLY DEPUTY ALLOWANCE 26TH APRIL 2022	\$ 2,434.00					
EFT35389	09/05/2022	SMITH, EDWARD	APRIL COUNCILLOR SITTING FEE AND PRESIDENT'S ALLOWANCE	\$ 5,365.00					
EFT35390	09/05/2022	THOMAS LANGLEY	APRIL COUNCILLOR SITTING FEE 26TH APRIL 2022	\$ 1,457.00					
EFT35391	09/05/2022	LUKE VANDELEUR	APRIL COUNCILLOR SITTING FEE 26TH APRIL 2022	\$ 1,457.00					
EFT35392	11/05/2022	DEFINITIV GROUP PTY LTD (STAFF PAY) PAYMENT	PAY RUN WEEK ENDING 8/5/2022	\$ 276,983.72					
EFT35393	12/05/2022	BEILBY DOWNING TEAL PTY LTD	FIRST STAGE INVOICE FOR RECRUITMENT SERVICES ENVIRONMENTAL SERVICE COORDINATOR	\$ 5,500.00					
EFT35394	12/05/2022	CARNARVON CLEANERS PTY LTD	RFT 06/2018 SEPERABLE PORTION B; CLEANING OF AIRPORT TERMINAL	\$ 4,451.50					
EFT35395	12/05/2022	DUN DIRECT PTY LTD	SUPPLY OF DIESEL AND UNLEADED FUEL FROM 24/4/22 TO 30/4/22	\$ 2,419.70					
EFT35396	12/05/2022	FAITHFULL'S PAINTING SERVICE	PREPARE RUST TREAT AND PAINT SHELTER NO.2 AT TOWN BEACH	\$ 4,180.00					
EFT35397	12/05/2022	ROADSTONE WEST PTY LTD T/AS GREENFIELD TECHNICAL SERVICES	PROJECT MANAGEMENT, ON-SITE TECHNICAL ASSURANCE AND FINANCIAL ADMINISTRATION AND MANAGEMENT OF THE SHIRE'S AGRN951 FLOD DAMAGE REINSTATEMENT WORKS - WATER BORE DRILLING	\$ 11,502.52					
EFT35398	12/05/2022	HEMPFIELD SMALL ENGINE SERVICES	KEY FOR ENGINE ON P67	\$ 153.40					
EFT35399	12/05/2022	KLEENIT PTY LTD	RFT 06/2020; PUBLIC TOILET CLEANING	\$ 6,437.73					
EFT35400	12/05/2022	MCLEODS BARRISTERS AND SOLICITORS	PROVIDE LEGAL ADVICE FOR BUILDING ORDERS FOR BLOWHOLES SHACKS	\$ 3,143.11					
EFT35401	12/05/2022	MIAMI STAINLESS PTY LTD	SUPPLY AND DELIVER MATERIALS	\$ 1,131.13					
EFT35402	12/05/2022	SOUTHERN CROSS AUSTEREO PTY LTD	RADIO ADVERTISING EASTER SCHOOL HOLIDAYS MARKETS	\$ 297.00					
EFT35403	12/05/2022	SUNNY INDUSTRIAL BRUSHWARE PTY LTD	20 x SCARAB 16' GUTTER BROOM; 9 x SCARAB MAIN BROOM	\$ 2,887.50					
EFT35404	12/05/2022	THE WARD FAMILY TRUST T/A SUNCITY PRINT	45 X 50 SHEET TRIPPLICATE BROWNS RANGE WASTE FACILITY DOCKET BOOKS (3 BOX) INC GST AND POSTAGE	\$ 956.00					
EFT35405	12/05/2022	TELSTRA AUSTRALIA	APRIL TELEPHONE ACCOUNTS	\$ 8,468.93					
EFT35406	12/05/2022	TROPICS HARDWARE	SUPPLY PHILLIPS FLURO TUBE COOL WHITE 1200MM 36V	\$ 205.00					
EFT35407	12/05/2022	VANGUARD PRESS	DISTRIBUTION, STORAGE AND BROCHURE RACKING	\$ 471.68					
EFT35408	12/05/2022	WEST AUSTRALIAN NEWSPAPER LTD	CLASSIFIED ADS MIDWEST TIMES 13/4/22 and 20/4/22	\$ 635.58					
EFT35409	12/05/2022	AMPOL AUSTRALIA PETROLEUM PTY LTD	PURCHASE OF FUEL FOR APRIL 2022	\$ 2,670.81					
EFT35410	12/05/2022	BLACKBOX CONTROL PTY LTD	MONTHLY (APRIL) SUBSCRIPTION FEE FOR GPS TRACKING ON 22 FLEET VEHICLES	\$ 726.00					
EFT35411	12/05/2022	CORAL COAST VETERINARY HOSPITAL	VETERINARY CARE OF DOGS UNDER RANGERS SERVICES	\$ 69.00					
EFT35412	12/05/2022	CONTROLLED IRRIGATION SUPPLIES	SUPPLY FITTINGS FOR PIONEER CEMETERY	\$ 325.00					
EFT35413	12/05/2022	RK & LJ SMITH CORPORATION PTY LTD T/A CARNARVON AUTO ELECTRICS	CALL OUT TO WASTE FACILITY TO REPAIR FAULTY GEN SET P337	\$ 577.50					
EFT35414	12/05/2022	CARNARVON FRESH IGA	15LT NEVERFAIL CONTAINERS	\$ 95.08					
EFT35415	12/05/2022	DUN DIRECT PTY LTD	PURCHASE OF DIESEL AND UNLEADED FUEL FOR THE PERIOD FROM 17/4/22 TO 23/4/22	\$ 2,460.97					
EFT35416	12/05/2022	GOODFORM HOLDINGS PTY LTD T/A EVERYWHERE TRAVEL	FLIGHT - CARNARVON TO PERTH AND RETURN	\$ 2,002.00					
EFT35417	12/05/2022	DEPARTMENT OF FIRE & EMERGENCY SERVICES	APPROVED OVERSPEND FOR HIRE VEHICLE TO MAINTAIN OPERATIONAL CAPABILITY FOR CARNARVON SES WHILST PC IN FOR MAJOR ELECTRICAL REPAIRS	\$ 2,027.53					
EFT35418	12/05/2022	GASCOYNE OFFICE EQUIPMENT	OFFICE SUPPLIES - WATERCOLOUR ITEMS	\$ 179.70					
EFT35419	12/05/2022	INDEPENDENT FUEL SOLUTIONS PTY LTD	SUPPLY AND DELIVERY OF DIESEL FUEL FOR COMPACTOR, LOADER AND UTE ON 26/4/22 and 28/4/22	\$ 1,505.20					
EFT35420	12/05/2022	INTEGRATED ICT	IT SUPPORT	\$ 6,132.50					
EFT35421	12/05/2022	JOLLY'S AUTO CENTRE (JOLLY'S TYRE SERVICE)	RE-WELD BROKEN TAILPIPE TO EXHAUST SYSTEM - C28452	\$ 40.00					
EFT35422	12/05/2022	KLEENIT PTY LTD	AS PER RFT 06/2018- CLEANING OF ADMIN BUILDING AND COUNCIL CHAMBERS	\$ 6,961.90					
EFT35423	12/05/2022	KOORI KIDS PTY LTD	ANNUAL CONTRIBUTION TOWARD THE NAIDOC SCHOOL INITIATIVES 2022	\$ 450.00					
EFT35424	12/05/2022	THE TRUSTEE FOR KIMAL TRUST T/A MKB SKIP BINS	SUPPLY AND EMPTY 9M3 SKP BIN WITH LID AT BLOWHOLES CAMPING AREA ON A WEEKLY BASIS	\$ 471.90					
EFT35425	12/05/2022	NIGHTGLOW ENTERPRISES (BETTA HOME LIVING & LEADING EDGE COMPUTERS)	1X ASUS X515EA NOTEBOOK COMPUTER PLUS ACCESSORIES	\$ 1,697.90					
EFT35426	12/05/2022	NORWEST REFRIGERATION SERVICES	SUPPLY AND INSTALL 2 DAIKIN REVERSE CYCLE SPLIT A/C UNITS AT 5 AIRPORT HOUSE	\$ 4,034.00					
EFT35427	12/05/2022	NWSM GARAGE DOORS PTY LTD	SUPPLY A GRIFCO EDRIVE 1HP 240V 10B CHAIN DRIVE MOTOR WITH INTERNAL WALL CONTROL TO SUIT A 38 TOOTH SPROCKET - RUBBISH TIP CARDBOARD SHED	\$ 2,310.00					
EFT35428	12/05/2022	OFFICEWORKS LTD	APRIL STATIONERY ORDER	\$ 563.33					
EFT35429	12/05/2022	THE FEDERATION OF WA POLICE & COMMUNITY YOUTH CENTRES (WA PCYC CARNARVON)	HIRE OF ART ROOM AND KITCHENETTE AT PCYC FOR DANCE GROUP	\$ 480.00					
EFT35430	12/05/2022	PROFORM CIVIL	FINALISATION OF CONSTRUCTION DRAWINGS INCLUDING SLURRY SEALS ON INTERSECTIONS FOR HARBOUR ROAD PROJECT IN CARNARVON	\$ 275.00					
EFT35431	12/05/2022	REPCO PTY LTD	SMALL ITEMS FOR WORKSHOP	\$ 15.68					

VOUCHER NUMBER	DATE PAID	PAYEE	DESCRIPTION	MUNI BANK	BANK DIRECT	VISITOR CENTRE	TRUST	CHEQUE
EFT35432	12/05/2022	THE TRUSTEE FOR THE SWEETMAN NO 2 TRUST T/A SWEET AS CONCRETE	3.8CM 20MPA FOOTPATH CONCRETE WITH FIBRE	\$ 1,375.22				
EFT35433	12/05/2022	TEL-O- MAC TACKLE SHOP	2X SHOULDER STRAP FISHING BAGS - MOSQUITO CONTROL	\$ 49.90				
EFT35434	12/05/2022	ABLE SALES	SUPPLY OF 4150LTS SELF BUNDED FUEL TANK EX PERTH	\$ 10,890.00				
EFT35435	12/05/2022	BENNALONG WA PTY LTD	FREIGHT FOR INFRASTRUCTURE	\$ 696.30				
EFT35436	12/05/2022	BEVERLY EDWARDS T/AS RUSTY BUCKET CAR CLEANERS	DETAIL (WASH AND VACUUM) OF TOYOTA HILUX C28452 - P342 PRIOR TO HANDOVER TO NEW CESM	\$ 150.00				
EFT35437	12/05/2022	KEMPTON FAMILY TRUST T/A CARNARVON GLASS & WINDOW TINT	SUPPLY AND INSTALL COUNTER TOP COVID SCREENS AND THE LIBRARY SERVICE BENCHES	\$ 2,498.77				
EFT35438	12/05/2022	KEMPTON FAMILY TRUST T/A CARNARVON SIGN WORKS	SUPPLY STICKERS - FIRE TRAILER FOR P327	\$ 25.00				
EFT35439	12/05/2022	CENTRAL REGIONAL TAFE - GERALDTON	CERTIFICATE IV TRAINING & ASSESSING - NEXT STAGE OF COURSE FEES	\$ 72.90				
EFT35440	12/05/2022	CHE TOURING	JON STEVENS + BAND TOURING PARTY 8. TO PERFORM AT 2020 THIS LIFE MUSIC FESTIVAL 27TH JUNE 2020	\$ 7,915.00				
EFT35441	12/05/2022	CITY OF GREATER GERALDTON	50% LEGAL FEES FOR MCLEODS SOLICITORS FOR BUSH FIRE BRIGADE LOCAL LAW - LETTER TO JOINT STANDING COMMITTEE ON DELEGATED LEGISLATIONS WITH THE CITY OF GREATER GERALDTON	\$ 118.68				
EFT35442	12/05/2022	CORSIGN WA PTY LTD	300MM HIGH LETTERING CUT FROM CORTEN STEEL FOR PIONEER CEMETERY	\$ 1,089.00				
EFT35443	12/05/2022	RK & LJ SMITH CORPORATION PTY LTD T/A CARNARVON AUTO ELECTRICS	CARRY OUT REPAIRS TO BUSH FIRE BRIGADE VEHICLE P313	\$ 343.20				
EFT35444	12/05/2022	CARNARVON GROWERS ASSOCIATION INC	SUPPLY TO SHIRE OF CARNARVON 2 X 10 BASF ARSENAL SUPER HERBICIDE 10LT	\$ 911.59				
EFT35445	12/05/2022	THE TRUSTEE FOR CHAPMAN TRUST T/A CARNARVON MITRE 10	SMALL ITEMS FOR WORKSHOP	\$ 51.00				
EFT35446	12/05/2022	GASCOYNE OFFICE EQUIPMENT	MARKET PROMOTION MATERIALS FOR VISITOR CENTRE	\$ 49.90				
EFT35447	12/05/2022	ROADSTONE WEST PTY LTD T/AS GREENFIELD TECHNICAL SERVICES	PROVIDE ENGINEERING SERVICES SUPERVISION AND ADMINISTRATIVE SUPPORT - DRFWA AGRN951	\$ 476.85				
EFT35448	12/05/2022	ICONIQ T/A AROCADE	PROVISION OF ARO SERVICES	\$ 1,276.00				
EFT35449	12/05/2022	KLEENIT PTY LTD	RFT 06/2017 - PROVISION OF PUBLIC SPACE & FOOTPATH CLEANING	\$ 6,633.26				
EFT35450	12/05/2022	MCLEODS BARRISTERS AND SOLICITORS	PROVISION OF DRAFT LEASE FOR THOTH TECHNOLGY INC - OTC DISH	\$ 1,287.00				
EFT35451	12/05/2022	REPEAT PLASTICS WA T/A REPLAS WA	10X FOOD CUBES FREIGHT TO BE BENNALONG TRANSPORT (S/O)	\$ 4,751.29				
EFT35452	12/05/2022	RICHER888 PTY LTD	CATERING 12 PEOPLE - COUNCIL CHAMBERS	\$ 245.00				
EFT35453	12/05/2022	SINTA NG	UBER COSTS FROM PERTH AIRPORT TO BOORAGOON	\$ 57.45				
EFT35454	12/05/2022	SOUTHERN WIRE INDUSTRIAL PTY LTD	PROVISION OF CARNARVON AIRPORT AIRSIDE FENCE REPLACEMENT STAGE 2	\$ 87,046.50				
EFT35455	12/05/2022	TELSTRA AUSTRALIA	TELEPHONE ACCOUNTS 310 8660 691	\$ 3,343.29				
EFT35456	12/05/2022	TOLL EXPRESS	FREIGHT - PATHWEST, NEDLANDS	\$ 22.47				
EFT35457	12/05/2022	VEE JAYS (WA) PTY LTD	20.5 HOURS TO CONDUCT MAINTENANCE GRADING OF MEERAGOOlia RD FROM CARNARVON MULLEWA TO HOMESTEAD	\$ 4,510.00				
EFT35458	12/05/2022	WESTERN AUSTRALIAN LOCAL GOVERNMENT ASSOCIATION	ON SITE TRAINING FOR: LOCAL GOVERNMENT ACT ADVANCED 12/01/2022	\$ 19,226.20				
EFT35459	12/05/2022	WREN OIL	WASTE OIL DISPOSAL (INCLUDES ADMIN FEE) FROM BROWNS RANGE WASTE FACILITY AND COARL BAY WASTE FACILITY	\$ 16.50				
EFT35460	12/05/2022	WURTH AUSTRALIA PTY LTD	SUPPLY SHACKLES, CUTTING DISCS AND CONSUMABLE	\$ 871.48				
EFT35461	12/05/2022	WS & JA HOPKINSON	COORALYA FIRE - REMOVE FLAMMABLE MATERIAL FROM SHIRE ROAD (JD 772G GRADERE) AND CLEAR CONTAINMENT LINES AROUND FIRE (CAT 966H LOADER)	\$ 4,840.00				
EFT35462	18/05/2022	ACCWEST PTY LTD	ASSIST IN THE PREPARATION OF THE LONG TERM FINANCIAL PLAN. ASSIST IN INITIATION OF MID YEAR BUDGET REVIEW AND AD HOC TASKS RELATING TO PROCESSES AND TRANSACTIONS TO ASSIST STAFF. TWO WEEKS ONSITE AND 40 HOURS OFFSITE AS REQUIRED TO FINALISE REPORTING.	\$ 3,828.00				
EFT35463	18/05/2022	AIRPORT LIGHTING SPECIALISTS PTY LTD	PROVISION OF 15 LED ASSEMBLIES (ONLY) WHITE, TO SUIT PAL RUNWAY LIGHTS	\$ 3,415.50				
EFT35464	18/05/2022	BENNALONG WA PTY LTD	FREIGHT FOR INFRASTRUCTURE	\$ 772.84				
EFT35465	18/05/2022	CARNARVON NETBALL ASSOCIATION	REIMBURSEMENT OF OVERPAYMENT OF 9 SNR PLAYERS FEE FOR 2022 NETBALL	\$ 342.00				
EFT35466	18/05/2022	CANINE CONTROL	1 x VISIT TO CARNARVON TO ASSIST WITH DOG & CAT CONTROL	\$ 6,778.00				
EFT35467	18/05/2022	CONWAY HIGHBURY PTY LTD	UNDERTAKING A REVIEW AND REPLACEMENT OF THE SHIRE OF CARNARVON LOCAL LAWS	\$ 412.50				
EFT35468	18/05/2022	RK & LJ SMITH CORPORATION PTY LTD T/A CARNARVON AUTO ELECTRICS	CARRY OUT ELECTRICAL INSTALLATION AND REPAIRS TO BUSH FIRE BRIGADE VEHICLES P291 & P313	\$ 353.10				
EFT35469	18/05/2022	GOODFORM HOLDINGS PTY LTD T/A EVERYWHERE TRAVEL	RETURN AIRFARE CVQ - PTH THURSDAY 5TH MAY 2022 PTH - CVQ. FRIDAY 6TH MAY 2022	\$ 659.00				
EFT35470	18/05/2022	JIM AND VL FARNE T/A CORAL BAY CONTRACTING	CONTRACT RFT 09/2021 FISH OFFAL BIN CLEANING	\$ 26,337.80				
EFT35471	18/05/2022	GASCOYNE FUNERAL DIRECTORS & MONUMENTALS	CEMETERY MAINTENANCE, AMENITY CLEANING and GRAVE FEES	\$ 2,386.00				
EFT35472	18/05/2022	GASCOYNE OFFICE EQUIPMENT	BUSINESS CARDS/STANDARD FINISH	\$ 62.00				
EFT35473	18/05/2022	WA HOLIDAY GUIDE PTY LTD	COMMISSION ON BOOKINGS REDIRECTED TO THE CARNARVON VISITORS CENTRE FROM WA HOLIDAY GUIDES WEBSITE	\$ 277.90				
EFT35474	18/05/2022	HORIZON POWER (BENTLEY OFFICE)	ELECTRICITY ACCOUNT APRIL FOR STREETLIGHTS	\$ 33,719.27				
EFT35475	18/05/2022	ICONIQ T/A AROCADE	PROVISION OF ARO SERVICES	\$ 4,466.00				

VOUCHER NUMBER	DATE PAID	PAYEE	DESCRIPTION	MUNI BANK	BANK DIRECT	VISITOR CENTRE	TRUST	CHEQUE
EFT35476	18/05/2022	INK STATION	2 X COMPATIBLE SAMSUNG TONER BLACK (MLTD203L) 1 X BROTHER DR-2225 COMPATIBLE DRUM UNIT 1 X BROTHER DR-2325 COMPATIBLE DRUM UNIT	\$ 247.35				
EFT35477	18/05/2022	KLEENIT PTY LTD	COVID 19 CLEANING FOR THE PERIOD OF 28/03/2022 TO 28/04/2022 DISINFECT ALL TOILETS, HANDLES, TAPS AND SINKS AT EXELOO AND TOWN BEACH	\$ 2,959.00				
EFT35478	18/05/2022	LANDGATE - ACCOUNTS	ONLINE LAND AND TITL ENQUIRES, MAPS FOR LAND DEVELOPMENT PURPOSES	\$ 54.40				
EFT35479	18/05/2022	NORTHERN ASPECT CONSTRUCTIONS	RELOCATION OF CONTAINERS FROM BLOWHOLES CAMPSITE TO SHIRE DEPOT	\$ 962.50				
EFT35480	18/05/2022	OUTBACK COAST PROPERTY PTY LTD	UNIT 20, 19 MARMION STREET, CARNARVON RENTAL CHARGES	\$ 3,000.00				
EFT35481	18/05/2022	PHIL YOUD T/A CLASSIC 87.6	RADIO ADVERTISING WITH CLASSIC 87.6 - 2022 COURTYARD CRAFT MARKETS SEASON FROM 07 MAY 2022 TO 30 JUNE 2022	\$ 360.00				
EFT35482	18/05/2022	KIMMARC PTY LTD T/A PORTSIDE ENGINEERING AND CRANE SERVICES	CRANE HIRE TO LOAD 2 X SEA CONTAINERS AT THE BLOWHOLES AND UNLOAD AT THE SHIRE DEPOT	\$ 1,009.25				
EFT35483	18/05/2022	REPCO PTY LTD	SMALL ITEMS FOR WORKSHOP	\$ 174.09				
EFT35484	18/05/2022	SANDHURST SECURITY SERVICES PTY LTD	PROVISION OF SECURITY SERVICES	\$ 2,700.72				
EFT35485	18/05/2022	CARNARVON SEA CHANGE APARTMENTS	ORGANISING GREAT GRAZE PRIZE WINNERS ACCOMMODATION	\$ 675.00				
EFT35486	18/05/2022	SONY PICTURES RELEASING PTY LTD	GHOSTBUSTER MOVIE RENTAL	\$ 275.00				
EFT35487	18/05/2022	WESTERLY CONTRACTORS	POWERLINE TREE WORK - ROBINSON ST	\$ 4,385.15				
EFT35488	18/05/2022	WURTH AUSTRALIA PTY LTD	SUPPLY SHACKLES, CUTTING DISCS AND CONSUMABLES	\$ 346.50				
EFT35489	18/05/2022	ICONIQ T/A AROCADE	PROVISION OF ARO SERVICES	\$ 3,015.20				
EFT35490	18/05/2022	ALLIED FORKLIFTS	2.5T HELI DIESEL FORKLIFT CPCD25-M3H INCLUDING TRANSPORT	\$ 35,640.00				
EFT35491	18/05/2022	AUSTRALIA POST	POSTAGE FOR APRIL 2022	\$ 457.10				
EFT35492	18/05/2022	BARE CREATIVE	GRAPHIC DESIGN FOR CORAL BAY SIGNAGE PROJECT	\$ 2,250.00				
EFT35493	18/05/2022	BUILDING ON STRENGTHS	GRANT WRITING FOR NATURAL RESOURCE MANAGEMENT GRANT APPLICATION (MESQUITE)	\$ 1,188.00				
EFT35494	18/05/2022	CARNARVON COMMUNITY COLLEGE CLEAVER ST CAMPUS CANTEEN	CATERING FOR CIS MEETING 10 MAY 2022 10 PEOPLE	\$ 125.00				
EFT35495	18/05/2022	CORAL COAST PLUMBING	UNBLOCK TOILET IN CHANGE ROOMS AND REPLACE MIXER TAP IN KITCHEN AT PREMIER OVAL	\$ 530.41				
EFT35496	18/05/2022	CORSIGN WA PTY LTD	SIGN FOR LONG VEHICLE PARKING ON CAMEL LANE FREIGHT ON BENNALONG TRANSPORT S/O	\$ 2,598.20				
EFT35497	18/05/2022	CARNARVON MEDICAL CENTRE	ADMIN PRE-EMPLOYMENT MEDICAL TESTING	\$ 320.00				
EFT35498	18/05/2022	DUN DIRECT PTY LTD	SUPPLY OF DIESEL AND UNLEADED FUEL FOR THE PERIOD FROM 1 MAY 22 TO 8 MAY 22	\$ 3,968.53				
EFT35499	18/05/2022	EQUIFAX AUSTRALIASIA WORKFORCE SOLUTIONS PTY LTD	INVOICES FOR NATIONAL POLICE CLEARANCES	\$ 828.30				
EFT35500	18/05/2022	ELDERS RURAL SERVICES AUSTRALIA LIMITED	POLY PIPE PN12 50MM 150M POLY PIPE PN12 25MM200M	\$ 3,061.30				
EFT35501	18/05/2022	GOODFORM HOLDINGS PTY LTD T/A EVERYWHERE TRAVEL	FLIGHTS & TRANSPORT FACILITATORS FOR S.C.P COMMUNITY JURY 3 RETURN FLIGHTS FOR TWO FACILITATORS - PERTH TO CARNARVON	\$ 6,102.36				
EFT35502	18/05/2022	GASCOYNE OFFICE EQUIPMENT	SERVICE MANAGEMENT AGREEMENT FOR COPY MACHINES	\$ 2,444.34				
EFT35503	18/05/2022	GNARALOO HOMESTEAD	ACCOMMODATION COST AT GNARALOO HOMESTEAD FOR 99.7 RADIO PRIZE WINNER	\$ 720.00				
EFT35504	18/05/2022	ROADSTONE WEST PTY LTD T/AS GREENFIELD TECHNICAL SERVICES	PROJECT MANAGER - ONGOING PROJECT MANAGEMENT, LIAISON WITH SHIRE AND CONTRACTORS, COUNCIL MEETING AND SITE INSPECTIONS	\$ 20,705.62				
EFT35505	18/05/2022	HORIZON POWER (BENTLEY OFFICE)	ELECTRICITY ACCOUNT 20 532 6 - NEW LIBRARY	\$ 4,328.39				
EFT35506	18/05/2022	INFOCOUNCIL PTY LTD	IMPLEMENTATION OF INFO COUNCIL SOFTWARE ON 28 APRIL 2022	\$ 10,078.20				
EFT35507	18/05/2022	INDEPENDENT FUEL SOLUTIONS PTY LTD	FUEL FOR LOADER AND COMPACTOR	\$ 736.27				
EFT35508	18/05/2022	JENNIFER LITTLE	PROVISION OF MANAGERS SERVICES FOR THE CARNARVON AQUATIC CENTRE	\$ 18,230.17				
EFT35509	18/05/2022	KLEENIT PTY LTD	RFT 06/2017 PROVISION OF PUBLIC SPACE & FOOTPATH CLEANING	\$ 6,844.73				
EFT35510	18/05/2022	MIDWEST LOCK AND SAFE	1 XY CYLINDER REPLACEMENT (PREMIER) AND 4 X NETBALL KEYS	\$ 185.00				
EFT35511	18/05/2022	THE TRUSTEE FOR KIMAL TRUST T/A MKB SKIP BINS	SUPPLY AND EMPTY 9M3 SKP BIN WITH LID AT BLOWHOLES CAMPING AREA ON A WEEKLY BASIS	\$ 900.90				
EFT35512	18/05/2022	OUTBACK COAST PROPERTY PTY LTD	RENT PAYMENT ON 961 NORTHWEST COASTAL HIGHWAY FROM 15/4/22 TO 14/5/22 PLUS BOND	\$ 4,172.61				
EFT35513	18/05/2022	PRINT LOGIC	PRINT AND DELIVER SHIRE OF CARNARVON 2022 A3 MAPS	\$ 2,955.70				
EFT35514	18/05/2022	PROACTIV PAYROLL AUSTRALIA PTY LTD	STANDING PURCHASE ORDER FOR 1 JULY 2021 TO 30 JUNE 2022	\$ 4,414.30				
EFT35515	18/05/2022	RADFORD FAMILY TRUST T/A ONWARD DRILLING	ESSENTIAL PUBLIC ASSET RECONSTRUCTION WORKS (EPAR) - PROVISION OF WATER BORE CONSTRUCTION	\$ 40,282.00				
EFT35516	18/05/2022	REPCO PTY LTD	SMALL ITEMS FOR WORKSHOP	\$ 153.89				
EFT35517	18/05/2022	SONY PICTURES RELEASING PTY LTD	MOVIE RENTAL - UNCHARTERED	\$ 291.50				
EFT35518	18/05/2022	TOLL EXPRESS	FREIGHT FOR DEPOT AND LIBRARY	\$ 303.63				
EFT35519	18/05/2022	TROPICS HARDWARE	1 X 120LT WHEELIE BIN	\$ 243.50				
EFT35520	18/05/2022	U2 BOBCAT HIRE	RE-SHEET CAR PARK AREA AND TRACK IN BLOWHOLES CAMP AREA	\$ 63,415.00				
EFT35521	18/05/2022	VEE JAYS (WA) PTY LTD	GRADING OF MARDATHUNA ROAD FROM HIGHWAY TO STATION GATE	\$ 32,560.00				
EFT35522	18/05/2022	WATER CORPORATION	WATER ACCOUNT - TOILETS AT CORAL BAY	\$ 111.76				
EFT35523	18/05/2022	WREN OIL	WASTE OIL DISPOSAL (INCLUDES ADMIN FEE) FROM BROWNS RANGE WASTE FACILITY AND CORAL BAY WASTE FACILITY	\$ 16.50				
EFT35524	23/05/2022	BOC LIMITED (AUST)	HIRE OF GAS CYLINDERS FOR WORKSHOP	\$ 112.61				

VOUCHER NUMBER	DATE PAID	PAYEE	DESCRIPTION	MUNI BANK	BANK DIRECT	VISITOR CENTRE	TRUST	CHEQUE
EFT35525	23/05/2022	CARNARVON MENSWEAR	1 X PAIR SAFETY BOOTS	\$ 225.00				
EFT35526	23/05/2022	CENTRAL REGIONAL TAFE \$ GERALDTON	COURSE FEES	\$ 95.70				
EFT35527	23/05/2022	RK & LJ SMITH CORPORATION PTY LTD T/A CARNARVON AUTO ELECTRICS	2 X AC DELCO 5950 31 RHD BATTERIES FOR GENERATOR AT AIRPORT - PGEN5	\$ 464.00				
EFT35528	23/05/2022	CARNARVON GROWERS ASSOCIATION INC	1 X 2' BRONZE FLOAT VALVE	\$ 182.60				
EFT35529	23/05/2022	HERITAGE RESORT SHARK BAY	TWO NIGHTS ACCOMMODATION	\$ 360.00				
EFT35530	23/05/2022	INDEPENDENT FUEL SOLUTIONS PTY LTD	SUPPLY AND DELIVERY OF DIESEL FOR COMPACTOR AND LOADER	\$ 586.93				
EFT35531	23/05/2022	JOLLY'S AUTO CENTRE (JOLLY'S TYRE SERVICE)	PUNCTURE REPAIRS, WHEEL ALIGNMENT, WHEEL BALANCES AND OTHER MINOR REPAIRS	\$ 60.00				
EFT35532	23/05/2022	KLEENIT PTY LTD	RFT 06/2017 PROVISION OF PUBLIC SPACE & FOOTPATH CLEANING	\$ 6,276.86				
EFT35533	23/05/2022	THE TRUSTEE FOR KIMAL TRUST T/A MKB SKIP BINS	SUPPLY AND EMPTY 9M3 SKP BIN WITH LID AT BLOWHOLES CAMPING AREA ON A WEEKLY BASIS	\$ 471.90				
EFT35534	23/05/2022	NIGHTGLOW ENTERPRISES (BETTA HOME LIVING & LEADING EDGE COMPUTERS)	4X MOSQUITO ZAPPER/ LAMP FOR DEPOT	\$ 199.80				
EFT35535	23/05/2022	REPCO PTY LTD	SMALL ITEMS FOR WORKSHOP	\$ 101.81				
EFT35536	23/05/2022	ROSMECH SALES & SERVICE PTY LTD	REPLACEMENT COILS FOR STREET SWEEPER - P347	\$ 1,225.79				
EFT35537	23/05/2022	TROPICS HARDWARE	SMALL ITEMS FOR DEPOT	\$ 233.55				
EFT35538	23/05/2022	VALERIA LUCCHITTO	CATERING FOR COMMUNITY JURY SUNDAY 15TH MAY 2022	\$ 1,078.50				
EFT35539	23/05/2022	VEE JAYS (WA) PTY LTD	MAINTENANCE GRADE OF BIBBAWARRA ROAD	\$ 1,760.00				
EFT35540	23/05/2022	WESTERLY CONTRACTORS	POWERLINE WORKS - CAMPBELL WAY REER LEEVE (BAI SITE) - REMOVE GUM	\$ 4,155.09				
EFT35541	25/05/2022	DEFINITIV GROUP PTY LTD - (STAFF PAY) PAYMENT	PAY RUN - WEEK ENDING 22/5/2022	\$ 300,000.00				
EFT35542	25/05/2022	DEPARTMENT OF MINES, INDUSTRY REGULATION AND SAFETY	BUILDING SERVICES LEVY FOR THE PERIOD 1/04/2022 TO 30/04/2022				\$ 8,736.70	
EFT35543	25/05/2022	SHIRE OF CARNARVON MUNICIPAL FUND	COMMISSION ON BUILDING SERVICES LEVY FOR THE PERIOD 1/04/2022 TO 30/04/2022				\$ 45.00	
EFT35544	25/05/2022	APRILLA GRIDS PTY LTD	PURCHASE AND DELIVERY OF 1X FAUNA GRID 8M X 2.1M X 0.5M, RATED FOR 25T/AXLE	\$ 22,294.80				
EFT35545	25/05/2022	BENJAMIN BOON HIAN TEO (BEN TEO PHOTOGRAPHY)	COPYRIGHT OF PHOTOS FOR SHIRE WEBSITE	\$ 1,000.00				
EFT35546	25/05/2022	G B BISHOPS TRANSPORT SERVICES PTY LTD AFT GBT SERVICES TRUST	FREIGHT FOR INFRASTRUCTURE	\$ 579.86				
EFT35547	25/05/2022	J BLACKWOOD & SON PTY LTD	4 X 9KG FIRE EXTINGUISHER CABINETS FOR AIRPORT	\$ 827.90				
EFT35548	25/05/2022	B & L BUILDING	INSURANCE WORKS - VISITORS CENTRE - REMOVE DAMAGE CEILING TILE AND REPLACE WITH WHITE VINYL TILES	\$ 1,958.00				
EFT35549	25/05/2022	BUILDING ON STRENGTHS	PRELIMINARY WORK ON GRANT APPLICATION FOR COMMUNITY PLACE BASED GRANT FOR DEPARTMENT OF LOCAL GOVERNMENT, SPORT AND CULTURAL INDUSTRIES	\$ 693.00				
EFT35550	25/05/2022	CABCHARGE PAYMENTS PTY LTD	CABCHARGE FOR THE PERIOD 18TH APRIL TO 15 MAY 2022	\$ 273.38				
EFT35551	25/05/2022	CARNARVON MOTOR GROUP PTY LTD	DOOR BRACKET AND HINGE KIT FOR P343	\$ 332.63				
EFT35552	25/05/2022	KEMPTON FAMILY TRUST T/A CARNARVON SIGN WORKS	CREATE AND SUPPLY 8X DOUBLE SIDED A BOARD SIGNS 600 X 900MM FOR THE COURTYARD CRAFT MARKETS	\$ 2,400.00				
EFT35553	25/05/2022	CITY OF GREATER GERALDTON	PROVISION OF BUILDING SERVICES AS PER MOU 9956-6691 FROM 1 JULY 2021 TO 30 JUNE 2022	\$ 6,459.43				
EFT35554	25/05/2022	CARNARVON GROWERS ASSOCIATION INC	SMALL SUPPLY ITEMS	\$ 82.80				
EFT35555	25/05/2022	THE TRUSTEE FOR CHAPMAN TRUST T/A CARNARVON MITRE 10	BATTERIES FOR PORTABLE RUNWAY LIGHTS AT CORAL BAY AIRPORT	\$ 442.60				
EFT35556	25/05/2022	D & J BLACK	REORDER OF LOCAL PRODUCTS FOR RETAIL SALE AT THE VISITOR CENTRE	\$ 465.00				
EFT35557	25/05/2022	GASCOYNE BAKERY CAFE	CATERING FOR THE LEVEL UP CANVA WORKSHOP ON 10 MAY 2022	\$ 111.80				
EFT35558	25/05/2022	GASCOYNE OFFICE EQUIPMENT	PRINTING OF POSTERS FOR THIS LIFE MUSIC FESTIVAL 2022	\$ 210.00				
EFT35559	25/05/2022	HENRY & MOUAT PTY LTD	LEGAL ADVICE REGARDING COVID 19 VACCINATION PUBLIC HEALTH DIRECTIONS	\$ 5,252.50				
EFT35560	25/05/2022	ANDREOLI HOLDINGS PTY LTD T/A AUTOPRO CARNARVON	REPLACE WIRE TO OIL PRESSURE SWITCH, REPLACE AIR FILTER, REPLACE LEFT FRONT ABS SENSOR ON TOYOTA LANDCRUISER - P313	\$ 637.50				
EFT35561	25/05/2022	JOLLY'S AUTO CENTRE (JOLLY'S TYRE SERVICE)	NEW TYRES AND DISPOSAL OF OLD TYRES	\$ 4,502.00				
EFT35562	25/05/2022	KINGSFORD BAKERY	CATERING FOR TOTAL SOLAR ECLIPSE EVENT LAUNCH	\$ 946.00				
EFT35563	25/05/2022	KOMATSU AUSTRALIA PTY LTD	STEERING SHIMS FOR P303	\$ 124.06				
EFT35564	25/05/2022	MARKET CREATIONS AGENCY PTY LTD	MARKETING ACCOUNT MANAGEMENT	\$ 14,300.00				
EFT35565	25/05/2022	THE TRUSTEE FOR KIMAL TRUST T/A MKB SKIP BINS	SUPPLY AND EMPTY 9M3 SKP BIN WITH LID AT BLOWHOLES CAMPING AREA ON A WEEKLY BASIS	\$ 471.90				
EFT35566	25/05/2022	NINGALOO ROAST	REORDER OF LOCAL PRODUCTS FOR RETAIL AT THE VISITOR CENTER	\$ 300.00				
EFT35567	25/05/2022	NORWEST REFRIGERATION SERVICES	INVESTIGATE AND REPAIR AIR CONDITIONER AT JUBILEE HALL	\$ 908.56				
EFT35568	25/05/2022	KIMMARC PTY LTD T/A PORTSIDE ENGINEERING AND CRANE SERVICES	CRANE HIRE TO UNLOAD STOCK GRID AT SHIRE DEPOT	\$ 308.00				
EFT35569	25/05/2022	REPCO PTY LTD	SMALL ITEMS FOR WORKSHOP	\$ 67.36				
EFT35570	25/05/2022	R & L COURIERS	FREIGHT	\$ 107.25				
EFT35571	25/05/2022	SEA CONTRACTING PTY LTD	QUARTERLY INSPECTION OF AUTOMATIC DOORS	\$ 1,100.00				
EFT35572	25/05/2022	SONY PICTURES RELEASING PTY LTD	ETER RABBIT 2 - TERMS	\$ 275.00				
EFT35573	25/05/2022	THE WARD FAMILY TRUST T/A SUNCITY PRINT	1000 TAX INVOICE RECEIPTS	\$ 290.00				
EFT35574	25/05/2022	TROPICS HARDWARE	TIMBER, BATTEN SCREWS AND POWER BIT	\$ 1,881.20				
EFT35575	25/05/2022	U2 BOBCAT HIRE	INSTALLATION OF TEMPORARY CROSSING OF THE INUNDATED SECTION OF BUSH BAY ROAD	\$ 20,889.00				
EFT35576	25/05/2022	WATER CORPORATION	WATER ACCOUNT - 141 OLIVIA TERRACE FROM 14/3/22 TO 16/5/22	\$ 5,318.48				
EFT35577	26/05/2022	BUILDING & CONSTRUCTION INDUSTRY TRAINING	BUILDING AND CONSTRUCTION INDUSTRY TRAINING FUND LEVY FOR THE PERIOD APRIL 2022				\$12,091.75	

VOUCHER NUMBER	DATE PAID	PAYEE	DESCRIPTION	MUNI BANK	BANK DIRECT	VISITOR CENTRE	TRUST	CHEQUE
EFT35578	26/05/2022	SHIRE OF CARNARVON MUNICIPAL FUND	COMMISSION ON BUILDING AND CONSTRUCTION INDUSTRY TRAINING FUND LEVY FOR THE PERIOD APRIL 2022				\$ 8.25	
EFT35579	27/05/2022	ABC FOUNDATION LTD	SPONSORSHIP FOR CARNARVON NAIDOC 2022 ACTIVITIES	\$ 5,000.00				
EFT35580	27/05/2022	BILL'S BAY PTY LTD	HIRE OF BILLS TAVERN FUNCTION ROOM FOR COUNCIL MEETING	\$ 1,250.00				
EFT35581	27/05/2022	BOOEASY TOURISM SOLUTIONS	ANNUAL PAYMENT GATEWAY FEES ONLINE PAYMENT PLATFORM FOR VISITOR CENTRE WEBSITE	\$ 288.11				
EFT35582	27/05/2022	BARRY EVANS FURNITURE & FLOOR COVERINGS	1 x VOYAGER OFFICE CHAIR	\$ 449.00				
EFT35583	27/05/2022	PETER BARRETT CORPORATION PTY LTD T/A CARNARVON MOTEL WA	ACCOMMODATION FOR 2 JURORS FOR THE SCP COMMUNITY JURY - SESSION DATED 21/5/22	\$ 149.00				
EFT35584	27/05/2022	THE TRUSTEE FOR DN KEARNEY FAMILY TRUST T/A CARNARVON ELECTRICS	CARNARVON AIRPORT - RWY 04/22 LIGHTING CABLE REPLACEMENT	\$ 24,977.82				
EFT35585	27/05/2022	RK & LJ SMITH CORPORATION PTY LTD T/A CARNARVON AUTO ELECTRICS	STARTER MOTOR FOR TORO MOWER \$ P333	\$ 637.24				
EFT35586	27/05/2022	CARNARVON FRESH IGA	MINOR CLEANING COMSUMABLES AND TEA ROOM SUPPLY FOR DEPOT AND WASTE FACILITY	\$ 22.40				
EFT35587	27/05/2022	THE TRUSTEE FOR CHAPMAN TRUST T/A CARNARVON MITRE 10	SMALL ITEMS FOR DEPOT	\$ 70.87				
EFT35588	27/05/2022	DEPARTMENT OF TRANSPORT	1HHY219 TO ALIGN THE LICENCE EXPIRY TO 30 JUNE 2022 FOR ORGANISATION CODE B9270	\$ 23.60				
EFT35589	27/05/2022	DUN DIRECT PTY LTD	SUPPLY AND DELIVERY OF DIESEL AND UNLEADED FUEL FROM 9/5/22 TO 15/5/22	\$ 4,415.90				
EFT35590	27/05/2022	GOODFORM HOLDINGS PTY LTD T/A EVERYWHERE TRAVEL	FLIGHT CVQ > PER > CVQ	\$ 989.00				
EFT35591	27/05/2022	DEPARTMENT OF FIRE & EMERGENCY SERVICES	2021/22 ESL QUARTER 4 OPTION B	\$ 28,785.33				
EFT35592	27/05/2022	GASCOYNE BAKERY CAFE	CATERING FOR STRATEGIC COMMUNITY PLANNING - BIG PICTURE WORKSHOP	\$ 250.00				
EFT35593	27/05/2022	GASCOYNE OFFICE EQUIPMENT	MICROPHONE AND WEBCAM FOR COUNCIL MEETINGS	\$ 318.90				
EFT35594	27/05/2022	INDEPENDENT FUEL SOLUTIONS PTY LTD	DIESEL FUEL DELIVERY AND SUPPLY FOR LOADER AND COMPACTOR	\$ 1,163.20				
EFT35595	27/05/2022	MCLEODS BARRISTERS AND SOLICITORS	LEGAL SERVICES FOR PREPARATION AND REVIEW OF LEASE FOR CARNARVON LOTTERIES HOUSE JANUARY 2022	\$ 1,494.80				
EFT35596	27/05/2022	MOORE AUSTRALIA WA PTY LTD	2022 FINANCIAL REPORTING WORSHOP - FINANCE MANAGER	\$ 1,980.00				
EFT35597	27/05/2022	NEXTTECH LEARNING PTY LTD	MICROSOFT EXCEL LEVEL 2 TRAINING FOR STAFF	\$ 3,300.00				
EFT35598	27/05/2022	NORWEST REFRIGERATION SERVICES	CHECK A/C IN SERVER ROOM AT ADMIN BUILDING	\$ 159.50				
EFT35599	27/05/2022	OFFICEWORKS LTD	MAY STATIONERY ORDER	\$ 4.57				
EFT35600	27/05/2022	ONE 20 PRODUCTIONS	PRODUCTION FOR THIS LIFE MUSIC FESTIVAL, 23 JULY 2022	\$ 16,078.70				

VOUCHER NUMBER	DATE PAID	PAYEE	DESCRIPTION	MUNI BANK	BANK DIRECT	VISITOR CENTRE	TRUST	CHEQUE
EFT35601	27/05/2022	TROPICS HARDWARE	SUPPLY 25 X 70 X 19MM 1.2M PINE PICKET 100MM ROLLER COVER 10 PACK ENAMEL HIGH GLOSS WHT 2LTR	\$ 229.70				
EFT35602	27/05/2022	WOLFCOM AUSTRALIA PTY LTD	1 X WOLFCOM CAMERA ADJUSTABLE CHEST HARNESS - FOR RANGER AT CORAL BAY	\$ 109.50				
EFT35603	31/05/2022	ASM ECLIPSE PTY LTD	SOUVENIOR ORDER FOR RETAIL AT THE VISITOR CENTRE	\$ 2,146.21				
EFT35604	31/05/2022	BLACKBOX CONTROL PTY LTD	MONTH SUBSCRIPTION FEE FOR GPS TRACKING ON 22 FLEET VEHICLES	\$ 759.00				
EFT35605	31/05/2022	CARNARVON CENTRAL APARTMENTS 2	ACCOMMODATION FO ICT FOR 5 DAYS	\$ 600.00				
EFT35606	31/05/2022	CHE TOURING	PERFORMANCE FEE BY DRAPHT AT THIS LIFE MUSIC FESIVAL 2022	\$ 14,712.50				
EFT35607	31/05/2022	CITY OF GREATER GERALDTON	PROVISION OF BUILDING SERVICES AS PER MOU 9956-6691	\$ 13,224.13				
EFT35608	31/05/2022	CONTROLLED IRRIGATION SUPPLIES	SUPPLY IRRIGATION MATERIALS FOR 10 RICHARDS STREET	\$ 1,295.25				
EFT35609	31/05/2022	CARNARVON GROWERS ASSOCIATION INC	SMALL SUPPLY ITEMS FOR DEPOT	\$ 31.61				
EFT35610	31/05/2022	DUN DIRECT PTY LTD	SUPPLY OF DIESEL AND UNLEADED FUEL	\$ 7,906.38				
EFT35611	31/05/2022	GNC QUALITY PRECAST GERALDTON	SUPPLY 1 X CONCRETE PICNIC TABLE UNIT FOR PIONEER PARK	\$ 2,750.00				
EFT35612	31/05/2022	KEEP AUSTRALIA BEAUTIFUL COUNCIL	BOXES ORANGE ROADSIDE LITTER BAGS	\$ 800.00				
EFT35613	31/05/2022	KICK SOLUTIONS	SUPPLY 7 SIGNS, USING 3MM ALUMINIUM COMPOSITE PANELS 5-7 YEAR PRINTED VINYL WITH A 7 YEAR ANTI GRAFFITI LAMINATE APPLIED	\$ 8,154.00				
EFT35614	31/05/2022	LANDGATE - ACCOUNTS	MINING GRV SCHEDULES FOR MONTHLY INVOICES FOR INTERIM RATING OR PROPERTY ADJUSTMENTS	\$ 781.80				
EFT35615	31/05/2022	MCLEODS BARRISTERS AND SOLICITORS	REVIEW OF DRAFT SUBDIVISION WORKS BONDING AGREEMENT BETWEEN SHIRE AND RAC	\$ 2,692.90				
EFT35616	31/05/2022	MESSAGES ON HOLD AUSTRALIA PTY LTD	ANNUAL SUBSCRIPTION FOR SHIRE PHONE SYSTEMS PROFESSIONALLY PRODUCED AUDIO MUSIC & MESSAGES PERIOD FROM 28/11/2021 TO 28/11/2022	\$ 324.99				
EFT35617	31/05/2022	THE TRUSTEE FOR KIMAL TRUST T/A MKB SKIP BINS	SUPPLY AND EMPTY 9M3 SKP BIN WITH LID AT BLOWHOLES CAMPING AREA ON A WEEKLY BASIS	\$ 900.90				
EFT35618	31/05/2022	PLEXUS TOWN PLANNING	OFFISTE TOWN PLANNING CONSULTANCY FEE	\$ 1,124.20				
EFT35619	31/05/2022	KIMMARC PTY LTD T/A PORTSIDE ENGINEERING AND CRANE SERVICES	REFURBISHMENT OF CULVERT PENSTOCK LOCATED ON MORGAN TOWN FLOOD PROTECTION LEVEE	\$ 2,117.22				
EFT35620	31/05/2022	REPCO PTY LTD	SMALL ITEMS FOR WORKSHOP	\$ 265.07				
EFT35621	31/05/2022	RICHER888 PTY LTD	CATERING 25 PEOPLE ON MONDAY 23 MAY 2022	\$ 290.00				
EFT35622	31/05/2022	NEW IMAGE HOLDINGS PTY LTD T/A TRAC BUILDING SERVICES	PROVISION OF ENCLOSURE WORK AT CARNARVON LIBRARY & ART GALLERY	\$ 72,875.00				
EFT35623	31/05/2022	TROPICS HARDWARE	SMALL ITEMS FOR DEPOT	\$ 94.90				
EFT35624	31/05/2022	WASTECH ENGINEERING PTY LTD	X 1 BOX OF X4 BAILING TAPE	\$ 495.00				
EFT35625	31/05/2022	WATER CORPORATION	WATER ACCOUNT - 10 FOSS CRESCENT FROM 25 MARCH 2022 TO 24 MAY 2022	\$ 285.98				
EFT35626	31/05/2022	WESTERLY CONTRACTORS	PRUNE POINCIANA TREE ON ONE WAY STREET BETWEEN PORT HOTEL AND WOOLWORTHS COMPLEX	\$ 1,728.65				
DD39419.1	15/05/2022	INTEGRITY COACH LINES (AUST) PTY LTD	OPERATOR PAYMENT FOR THE PERIOD FROM 1/4/22 TO 30/4/22			\$ 1,999.20		
DD39420.2	14/05/2022	BOOEASY TOURISM SOLUTIONS	OPERATOR RETURNS FOR BOOEASY FROM 30/4/22 TO 12/5/22			\$ 3,054.58		
DD39421.1	28/05/2022	COASTAL ADVENTURE TOURS / CORAL BREEZE COASTAL CRUISES	OPERATOR PAYMENT FOR REZDY BOOKINGS #RYS51SH & #RAAQKC			\$ 391.00		
DD39431.1	14/05/2022	SHIRE OF CARNARVON MUNICIPAL FUND	BOOEASY COMMISSION FOR THE PERIOD FROM 14/5/22 TO 30/5/22			\$ 1,233.06		
DD39431.2	28/05/2022	BOOEASY TOURISM SOLUTIONS	BOOEASY OPERATOR RETURN FROM 14/5/22 TO 30/5/22			\$ 8,630.94		
TOTAL				\$ 1,560,428.51	\$ -	\$15,308.78	\$20,881.70	\$ -
TOTAL MUNI EFT				\$ 1,560,428.51				
TOTAL MUNI CHEQUES				\$ -				
TOTAL BANK DIRECTS				\$ -				
TOTAL TRUST EFT				\$ 20,881.70				
TOTAL TRUST CHEQUES								
TOTAL VISITOR CENTER BANK DIRECT				\$ 15,308.78				
TOTAL VISITOR CENTER EFT								
TOTAL				\$ 1,596,618.99				

Shire of Carnarvon

MONTHLY FINANCIAL REPORT (Containing the Statement of Financial Activity) FOR THE PERIOD ENDED 31 MAY 2022

**LOCAL GOVERNMENT ACT 1995
LOCAL GOVERNMENT (FINANCIAL MANAGEMENT) REGULATIONS 1996**

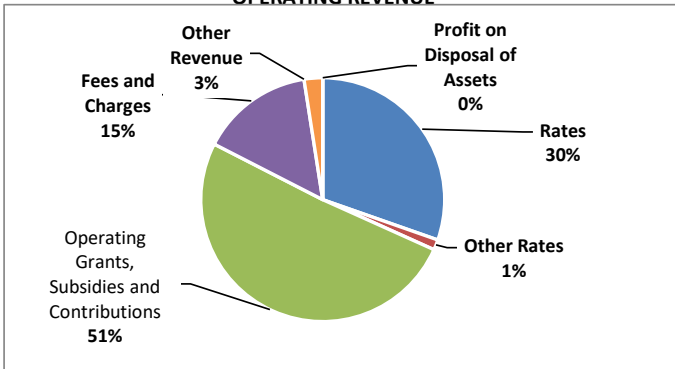
TABLE OF CONTENTS

Summary Graphs	2
Statement of Financial Activity by Program	3
Statement of Financial Activity by Nature or Type	4
Note 1 Explanation of Composition of Net Current Assets	5
Note 2 Explanation of Material Variances	6
Index to Notes for Information	7

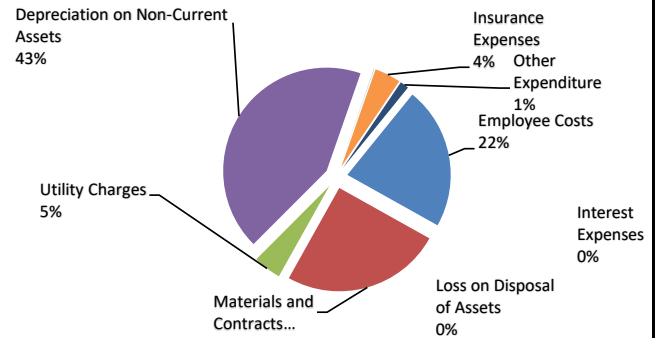
Note: The Statements and accompanying notes are prepared based on all transactions recorded at the time of preparation and may vary with the completion of Year end processes.

OPERATING ACTIVITIES

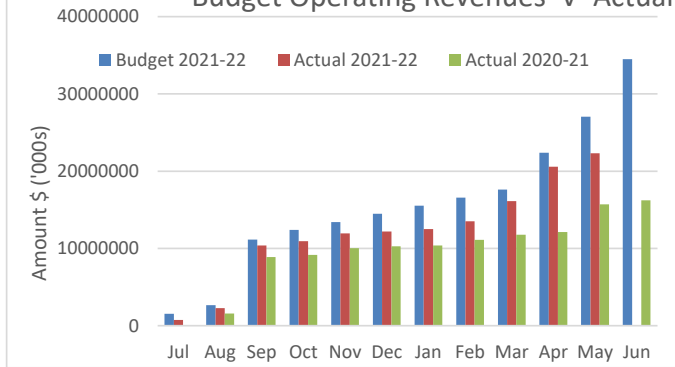
OPERATING REVENUE



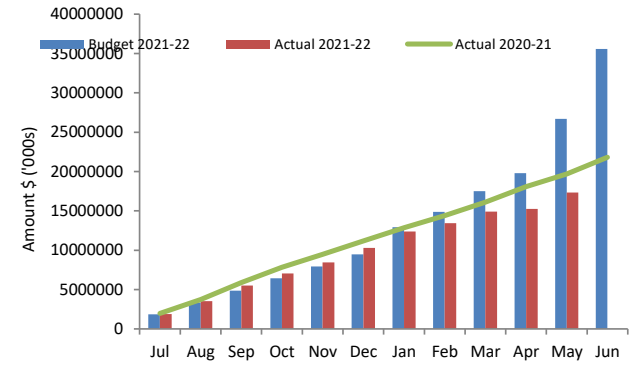
OPERATING EXPENSES



Budget Operating Revenues -v- Actual

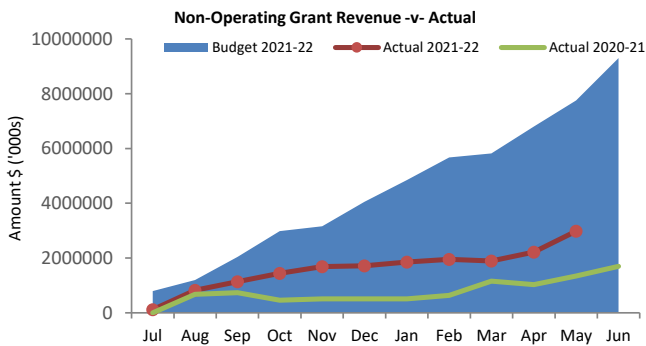


Budget Operating Expenses -v-YTD Actual

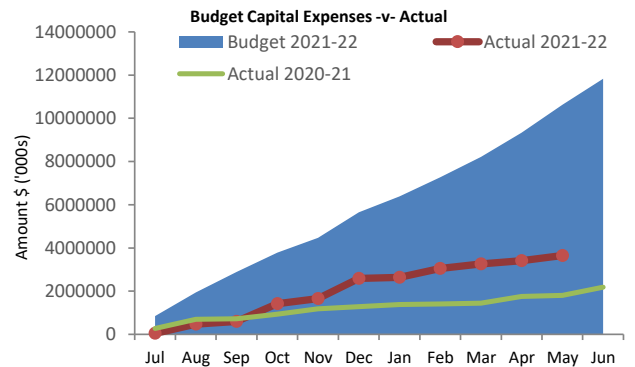


INVESTING ACTIVITIES

CAPITAL REVENUE

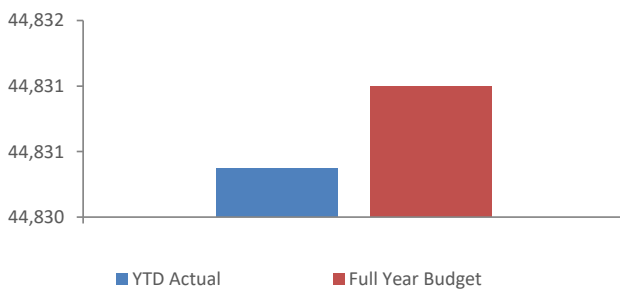


CAPITAL EXPENSES

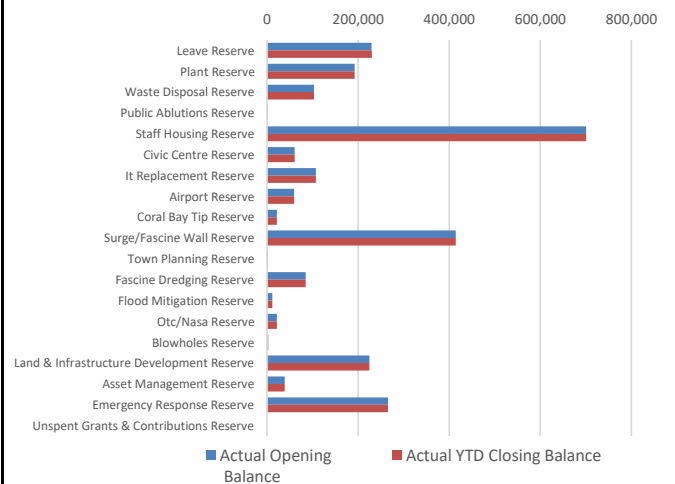


BORROWINGS

Loan Repayments
Actual paid to date vs
Full year repayments due



RESERVES



STATUTORY STATEMENT Local Government (Financial Management) Regulations 34

STATEMENT OF FINANCIAL ACTIVITY
FOR THE PERIOD ENDED 31 MAY 2022

BY PROGRAM

		REG 34(1)(a)	REG 34(1)(b)	REG 34(1)(c)	0	REG 34(1)(d)	REG 34(1)(d)	
	Ref Note	Adopted Budget	YTD Budget (a)	YTD Actual (b)		Var. \$ (b)-(a)	Var. % (b)-(a)/(a)	Var.
		\$	\$	\$		\$	%	
Opening funding surplus / (deficit)	1	6,215,963	6,215,963	6,331,804		115,841	1.86%	
Revenue from operating activities								
Governance		65,884	81,414	162,295		80,881	99.34%	▲
General purpose funding - general rates	9	5,767,048	5,767,888	5,845,157		77,269	1.34%	
General purpose funding - other		2,571,827	1,957,756	6,533,977		4,576,221	233.75%	▲
Law, order and public safety		384,612	252,778	218,494		(34,284)	(13.56%)	▼
Health		45,600	27,516	42,591		15,075	54.79%	▲
Education and welfare		310,190	296,188	338,462		42,274	14.27%	▲
Community amenities		2,086,561	2,113,675	2,128,971		15,296	0.72%	
Recreation and culture		131,199	152,073	310,096		158,023	103.91%	▲
Transport		1,136,519	8,085,202	3,411,709		(4,673,493)	(57.80%)	▼
Economic services		341,775	338,480	319,753		(18,727)	(5.53%)	
Other property and services		242,788	222,541	23,647		(198,894)	(89.37%)	▼
		13,084,003	19,295,511	19,335,187		39,676		
Expenditure from operating activities								
Governance		(1,475,458)	(1,880,431)	(877,679)		1,002,752	53.33%	▲
General purpose funding		(270,954)	(207,630)	(157,817)		49,813	23.99%	▲
Law, order and public safety		(1,122,956)	(1,167,403)	(814,581)		352,822	30.22%	▲
Health		(781,701)	(618,138)	(410,652)		207,486	33.57%	▲
Education and welfare		(840,461)	(755,245)	(508,348)		246,897	32.69%	▲
Housing		(184,842)	(195,142)	(12,786)		182,356	93.45%	▲
Community amenities		(1,960,933)	(1,932,061)	(1,425,446)		506,615	26.22%	▲
Recreation and culture		(4,220,064)	(3,896,602)	(3,070,311)		826,291	21.21%	▲
Transport		(9,341,491)	(14,269,811)	(8,219,412)		6,050,399	42.40%	▲
Economic services		(1,352,130)	(1,092,964)	(724,018)		368,946	33.76%	▲
Other property and services		(999,874)	(677,667)	(1,126,644)		(448,977)	(66.25%)	▼
		(22,550,864)	(26,693,094)	(17,347,694)		9,345,400		
Non-cash amounts excluded from operating activities								
Add: Loss on disposal of assets	6	25,400	25,400	0		(25,400)	(100.00%)	▼
Add: Depreciation on assets		8,212,681	7,528,224	7,433,406		(94,819)	(1.26%)	
Less: Movement in Provisions		0	0	(6,040)		(6,040)	0.00%	
Less: Movement in Contract Liabilities		(2,245,151)	0	0		0	0.00%	
Investing Activities								
Non-operating grants, subsidies and contributions	7	7,356,828	7,755,837	2,982,650		(4,773,187)	(61.54%)	▼
Net Non-Operating Grants		7,356,828	7,755,837	2,982,650		(4,773,187)	(61.54%)	
Proceeds from disposal of assets	6	30,000	0	0		0	0.00%	
Payments for property, plant and equipment and infrastructure	5	(11,316,306)	(8,460,655)	(3,663,378)		4,797,277	56.70%	▲
Amount attributable to investing activities		(3,929,478)	(704,818)	(680,728)		24,090		
Financing Activities								
Proceeds from new debentures	12	947,000	0	0		0	0.00%	
Transfer from reserves	4	784,105	0	0		0	0.00%	
Payments for principal portion of lease liabilities		(298,028)	(812)	(812)		0	0.00%	
Repayment of debentures	12	(44,831)	(44,830)	(44,830)		0	0.00%	
Transfer to reserves	4	(200,800)	0	0		0	0.00%	
Amount attributable to financing activities		1,187,446	(45,642)	(45,642)		0		
Closing funding surplus / (deficit)	1	0	5,621,544	15,020,293		9,398,749		

KEY INFORMATION

▲ ▼ Indicates a variance between Year to Date (YTD) Actual and YTD Actual data as per the adopted materiality threshold. Refer to Note 2 for an explanation of the reasons for the variance.

The material variance adopted by Council for the 2021-22 year for Operating is (+) plus or (-) minus \$10,000 and for Capital (+) plus or (-) minus \$20,000 or 10.00% whichever is the higher.

This statement is to be read in conjunction with the accompanying Financial Statements and notes.

STATUTORY STATEMENT Local Government (Financial Management) Regulations 34

STATEMENT OF FINANCIAL ACTIVITY
FOR THE PERIOD ENDED 31 MAY 2022

BY NATURE OR TYPE

		REG 34(1)(a)	REG 34(1)(b)	REG 34(1)(c)	REG 34(1)(d)	REG 34(1)(d)	
	Ref	Adopted Budget	YTD Budget (a)	YTD Actual (b)	Var. \$ (b)-(a)	Var. % (b)-(a)/(a)	Var.
	Note						
		\$	\$	\$	\$	%	
Opening funding surplus / (deficit)	1	6,215,963	6,215,963	6,331,804	115,841	1.86%	
Revenue from operating activities							
Rates	9	5,767,048	5,767,888	5,845,157	77,269	1.34%	
Specified area rates	9	258,261	258,261	262,688	4,427	1.71%	
Operating grants, subsidies and contributions	8	3,535,225	9,774,613	9,781,218	6,605	0.07%	
Fees and charges		3,180,701	3,160,532	2,888,309	(272,223)	(8.61%)	
Interest earnings		83,500	76,538	83,839	7,301	9.54%	
Other revenue		259,268	257,679	473,975	216,296	83.94%	▲
		13,084,003	19,295,511	19,335,186	39,675		
Expenditure from operating activities							
Employee costs		(6,898,727)	(6,223,180)	(3,865,710)	2,357,470	37.88%	▲
Materials and contracts		(5,560,361)	(11,286,936)	(4,336,881)	6,950,055	61.58%	▲
Utility charges		(813,400)	(730,684)	(757,716)	(27,032)	(3.70%)	
Depreciation on non-current assets		(8,212,681)	(7,528,224)	(7,433,406)	94,819	1.26%	
Interest expenses		(44,634)	(36,625)	(7,797)	28,828	78.71%	▲
Insurance expenses		(540,661)	(520,530)	(709,708)	(189,178)	(36.34%)	▼
Other expenditure		(455,000)	(341,515)	(236,477)	105,038	30.76%	▲
Loss on disposal of assets	6	(25,400)	(25,400)	0	25,400	100.00%	▲
		(22,550,864)	(26,693,094)	(17,347,694)	9,345,400		
Non-cash amounts excluded from operating activities							
Add: Loss on disposal of assets	6	25,400	25,400	0	(25,400)	(100.00%)	
Add: Depreciation on assets		8,212,681	7,528,224	7,433,406	(94,819)	(1.26%)	
Less: Movement in Provisions		0	0	(6,040)	(6,040)	0.00%	
Less: Movement in Contract Liabilities		(2,245,151)	0	0	0	0.00%	
		5,992,930	7,553,624	7,427,366	(126,259)	(101.26%)	
Amount attributable to operating activities		(3,473,931)	156,041	9,414,858	9,290,257		
Investing activities							
Non-operating grants, subsidies and contributions	7	7,356,828	7,755,837	2,982,650	(4,773,187)	(61.54%)	▼
Proceeds from disposal of assets	6	30,000	0	0	0	0.00%	
Payments for property, plant and equipment and infrastructure	5	(11,316,306)	(8,460,655)	(3,663,378)	4,797,277	56.70%	▲
Net Non-Operating Expenditure		(11,286,306)	(8,460,655)	(3,663,378)	4,797,277		
Amount attributable to investing activities		(3,929,478)	(704,818)	(680,728)	24,090		
Financing Activities							
Proceeds from new debentures	12	947,000	0	0	0	0.00%	
Transfer from reserves	4	784,105	0	0	0	0.00%	
Payments for principal portion of lease liabilities		(298,028)	(812)	(812)	0	0.00%	
Repayment of debentures	12	(44,831)	(44,830)	(44,830)	0	0.00%	
Transfer to reserves	4	(200,800)	0	0	0	0.00%	
Amount attributable to financing activities		1,187,446	(45,642)	(45,643)	(1)		
Closing funding surplus /(deficit) REG 34(1)(e)	1	0	5,621,544	15,020,291	9,398,747		

KEY INFORMATION

▲ ▼ Indicates a variance between Year to Date (YTD) Actual and YTD Actual data as per the adopted materiality threshold.

Refer to Note 2 for an explanation of the reasons for the variance.

The material variance adopted by Council for the 2020-21 year is \$10,000 or 10.00% whichever is greater.

This statement is prepared in accordance with the accounting policies set out in the accompanying Financial Statements and Notes.

Explanation of the composition of net current assets

	Notes	Opening Position		Closing Position	
		Adopted Budget	Last Years Actual Closing	This time last month	YTD Actual (b)
		Closing Surplus/Deficit Calculation 21/22	Closing Surplus 20/21, Unaudited Bfwd Actual 21/22	30/04/2022	31/05/2022
		\$	\$	\$	\$
Net current assets used in the Statement of Financial Activity					
Current assets					
Cash and cash equivalents	3	9,305	6,436,265	9,328,378	10,920,635
Cash backed Reserves		2,883,477	2,683,109	2,683,109	2,683,109
Rates receivables		0	834,286	1,034,020	966,439
Receivables	10	317,531	857,732	2,740,945	860,635
Inventories		13,090	63,090	100,852	104,895
Other current assets					
Total Current assets		3,223,403	10,874,482	15,887,303	15,535,713
Less: Current liabilities					
Payables		(339,926)	(1,859,569)	1,043,906	2,099,816
Contract liabilities		(21,827)	(2,279,060)	(2,279,060)	(2,279,060)
Borrowings	12	(7,719)	(52,550)	(30,305)	(7,720)
Lease liabilities	13	0	(290,325)	(289,513)	(289,513)
Employee Provisions		(1,003,582)	(587,386)	(581,346)	(581,346)
Total Current liabilities		(1,373,054)	(5,068,890)	(2,136,318)	(1,057,823)
Net Currents Assets		1,850,349	5,805,592	13,750,985	14,477,890
Less: Adjustments to net current assets					
Less: Reserves - restricted cash	4	(2,883,477)	(2,683,109)	(2,683,109)	(2,683,109)
Add: Contract liabilities (Grants received but not spent)		0	2,279,060	2,279,060	2,279,060
Add: Borrowings included in Budget	12	7,719	52,550	30,305	7,720
Add: Lease liabilities included in Budget	13	21,827	290,325	289,513	289,513
Add: Provisions - employee		1,003,582	587,386	581,346	581,346
Total adjustments to net current assets		(1,850,349)	526,212	497,116	474,531

NOTE

CURRENT AND NON-CURRENT CLASSIFICATION

In the determination of whether an asset or liability is current or non-current, consideration is given to the time when each asset or liability is expected to be settled. Unless otherwise stated assets or liabilities are classified as current if expected to be settled within the next 12 months, being the Council's operational cycle.

Restricted cash includes outstanding reserve transfers.

Statutory document REG 34(2)(b)
NOTES TO THE STATEMENT OF FINANCIAL ACTIVITY
FOR THE PERIOD ENDED 31 MAY 2022

Note 2
Explanation of material variances

The material variance thresholds are adopted annually by Council as an indicator of whether the actual expenditure or revenue varies from the year to date actual materially.

The material variance adopted by Council for the 2021-22 year for Operating is (+) plus or (-) minus \$10,000 and for Capital (+) plus or (-) minus \$20,000 or 10.00% whichever is the higher.

This is indicated by the up and down arrow symbols

Reporting Program	Var. \$	Var. %	Timing/ Permanent	Explanation of Variance	
	\$	%			
Revenue from operating activities					
Governance	80,881	99.34%	▲	Timing	Insurance claim for storm and vandalism not in budget
General purpose funding - rates	77,269	1.34%			Within variance threshold
General purpose funding - other	4,576,221	233.75%	▲	Timing	Financial Assistance Grants received in Advance
Law, order and public safety	(34,284)	(13.56%)	▼	Timing	Grant income has not yet been received
Health	15,075	54.79%	▲	Permanent	Food Licenses and Lease income is higher than anticipated at this time
Education and welfare	42,274	14.27%	▲	Timing	Grant income received ahead of schedule
Housing	35	0.00%			Within variance threshold
Community amenities	15,296	0.72%			Within variance threshold
Recreation and culture	158,023	103.91%	▲	Permanent	Unbudgeted Insurance Claim revenue as a result of Cyclone Seroja.
Transport	(4,673,493)	(57.80%)	▼	Timing	Grant income has not yet been received
Economic services	(18,727)	(5.53%)		Timing	Within variance threshold
Other property and services	(198,894)	(89.37%)	▼	Timing	Private Works revenue is less than anticipated and Diesel Fuel rebate will be claimed in future months.
Expenditure from operating activities					
Governance	1,002,752	53.33%	▲	Timing	General Program expenses are under budget at this point in time
General purpose funding	49,813	23.99%	▲		General Program expenses are under budget at this point in time
Law, order and public safety	352,822	30.22%	▲	Timing	General Program expenses are under budget at this point in time
Health	207,486	33.57%	▲	Timing	General Program expenses are under budget at this point in time
Education and welfare	246,897	32.69%	▲	Timing	General Program expenses are under budget at this point in time
Housing	182,356	93.45%	▲	Timing	General Program expenses are under budget at this point in time
Community amenities	506,615	26.22%	▲	Timing	General Program expenses are under budget at this point in time
Recreation and culture	826,291	21.21%	▲	Timing	General Program expenses are under budget at this point in time
Transport	6,050,399	42.40%	▲	Timing	General Program expenses are under budget at this point in time
Economic services	368,946	33.76%	▲	Timing	General Program expenses are under budget at this point in time
Other property and services	(448,977)	(66.25%)	▼	Timing	These are wage reallocation items currently being reviewed and amended
Non-cash amounts excluded from operating activities					
Less: Profit on asset disposals	0	0.00%			Within variance threshold
Add: Loss on disposal of assets	(25,400)	(100.00%)		Timing	Vehicles yet to be traded in or sold
Add: Depreciation on assets	(94,819)	(1.26%)		Timing	Within variance threshold
Proceeds from disposal of assets	0	0.00%			Within variance threshold
Payments for property, plant and equipment and infrastructure	4,797,277	56.70%	▲	Timing	Refer to Capital expenditure Note 5 for project details.
Financing activities					
Proceeds from new debentures	0	0.00%			Budgeted borrowings will occur when ordered assets are near to arrive arrival
Transfer from reserves	0	0.00%			Within variance threshold
Payments for principal portion of lease liabilities	0	0.00%			Within variance threshold
Repayment of debentures	0	0.00%			Within variance threshold
Transfer to reserves	0	0.00%			Within variance threshold
Opening funding surplus / (deficit)	115,841	1.86%	▲	Permanent	The Final audited result for 2021 is not complete, this amount is subject to change.

Shire of Carnarvon

SUPPORTING INFORMATION THE MONTHLY STATEMENTS PROVIDED FOR COUNCILLORS INFORMATION REG 34(2)(c) FOR THE PERIOD ENDED 31 MAY 2022

The Local Government (Financial Management) Regulations provide at 34.(2) that:
(2) Each Statement of financial activity is to be accompanied by documents containing —
(c) such other supporting information as is considered relevant by the local government;
as such the following supporting information is provided.

INDEX TO NOTES

Note 3	Cash and Financial Assets	8
Note 4	Cash Reserves	9
Note 5	Capital Acquisitions	10 - 12
Note 6	Disposal of Assets	13
Note 7	Non operating grants and contributions	14
Note 8	Operating grants and contributions	15
Note 9	Rate Revenue	16
Note 10	Receivables	17
Note 11	Payables	18
Note 12	Borrowings	19
Note 13	Lease Liabilities	20
	Basis of Preparation	22
	Key Terms	23

**NOTES TO THE STATEMENT OF FINANCIAL ACTIVITY
FOR THE PERIOD ENDED 31 MAY 2022**

**Note 3
CASH AND FINANCIAL ASSETS**

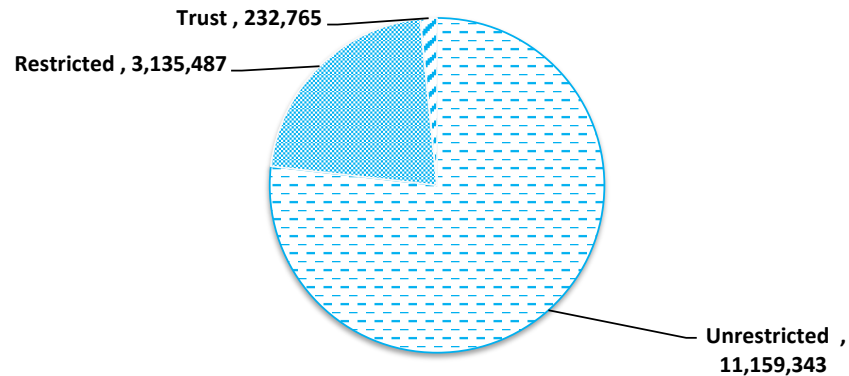
Description	Classification	Unrestricted	Restricted	Total	Trust	Institution	Interest Rate	Maturity Date
		\$	\$	Cash \$				
Cash on hand								
Municipal Bank Account - 4334-09426	Cash and cash equivalents	9,315,672	226,054	9,541,726	0	ANZ Bank	0.00%	On Call
Municipal Online Account - 4510-69349	Cash and cash equivalents	1,369,321	0	1,369,321	0	ANZ Bank	0.05%	On Call
Municipal Bank Account - 3781-67777 - Visitor Centre	Cash and cash equivalents	212,542	0	212,542	0	ANZ Bank	0.00%	On Call
Trust Bank Account - 4334-09434	Cash and cash equivalents	228,105	0	228,105	232,765	ANZ Bank	0.00%	On Call
Reserve Bank Account-4334-75677	Cash and cash equivalents	0	271	271	0	ANZ Bank	0.00%	On Call
Reserve Online Account - 4516-72666	Cash and cash equivalents	0	2,909,163	2,909,163	0	ANZ Bank	0.05%	On Call
Investments								
Term Deposit - No.2 Blowholes	Cash and cash equivalents	33,703	0	33,703	0	WATC	0.05%	OCDF*
Total		11,159,343	3,135,487	14,294,830	232,765			
		0	0	0	0			

KEY INFORMATION

Cash and cash equivalents include cash on hand, cash at bank, deposits available on demand with banks and other short term highly liquid investments highly liquid investments with original maturities of three months or less that are readily convertible to known amounts of cash and which are subject to an insignificant risk of changes in value and bank overdrafts. Bank overdrafts are reported as short term borrowings in current liabilities in the statement of net current assets.

Restricted cash includes outstanding reserve transfers.

* OCDF - Overnight Cash Deposit Facility



**NOTES TO THE STATEMENT OF FINANCIAL ACTIVITY
FOR THE PERIOD ENDED 31 MAY 2022**

**FINANCING ACTIVITIES
Note 4
CASH RESERVES**

Reserves

Reserve name	Original Budget Opening Balance	Actual Opening Balance	Actual Interest Earned	Original Budget Transfers In (+)	Actual Transfers In (+)	Original Budget Transfers Out (-)	Actual Transfers Out (-)	Original Budget Closing Balance	Actual YTD Closing Balance
	\$	\$	\$	\$	\$	\$	\$	\$	\$
LEAVE RESERVE									
Leave Reserve	229,798	229,808	317	100,000	0	0	0	329,798	230,125
Plant Reserve	192,449	192,457	0	0	0	0	0	192,449	192,457
Waste Disposal Reserve	103,320	103,324	0	50,000	0	0	0	153,320	103,324
Public Ablutions Reserve	1,764	1,764	0	0	0	0	0	1,764	1,764
Staff Housing Reserve	700,510	700,540	0	0	0	0	0	700,510	700,540
Civic Centre Reserve	60,512	60,515	0	0	0	0	0	60,512	60,515
It Replacement Reserve	107,061	107,065	0	0	0	0	0	107,061	107,065
Airport Reserve	59,299	59,302	0	0	0	0	0	59,299	59,302
Coral Bay Tip Reserve	21,859	21,860	0	50,000	0	0	0	71,859	21,860
Surge/Fascine Wall Reserve	414,424	414,442	0	0	0	0	0	414,424	414,442
Town Planning Reserve	1,451	1,451	0	0	0	0	0	1,451	1,451
Fascine Dredging Reserve	84,690	84,693	0	0	0	0	0	84,690	84,693
Flood Mitigation Reserve	11,885	11,886	0	0	0	0	0	11,885	11,886
Otc/Nasa Reserve	21,367	21,368	0	0	0	0	0	21,367	21,368
Blowholes Reserve	2,750	2,750	0	0	0	0	0	2,750	2,750
Land & Infrastructure Development Reserve	224,854	224,864	0	0	0	0	0	224,854	224,864
Asset Management Reserve	38,894	38,896	0	0	0	0	0	38,894	38,896
Emergency Response Reserve	265,391	265,402	0	0	0	0	0	265,391	265,402
Mosquito Management Reserve	5,373	5,373	0	800	0	0	0	6,173	5,373
Country Roads Grading	135,026	135,032	0	0	0	0	0	135,026	135,032
Reserve Funds	2,682,677	2,682,792	317	200,800	0	0	0	2,883,477	2,683,109
Unspent Grants									
Unspent Grants & Contributions Reserve	784,105	0	0	0	0	(784,105)	0	0	0
TOTAL CASH BACKED RESERVES	3,466,782	2,682,792	317	200,800	0	(784,105)	0	2,883,477	2,683,109

KEY INFORMATION

Reserves transfers to and from the Muni bank are in progress

**NOTES TO THE STATEMENT OF FINANCIAL ACTIVITY
FOR THE PERIOD ENDED 31 MAY 2022**

INVESTING ACTIVITIES

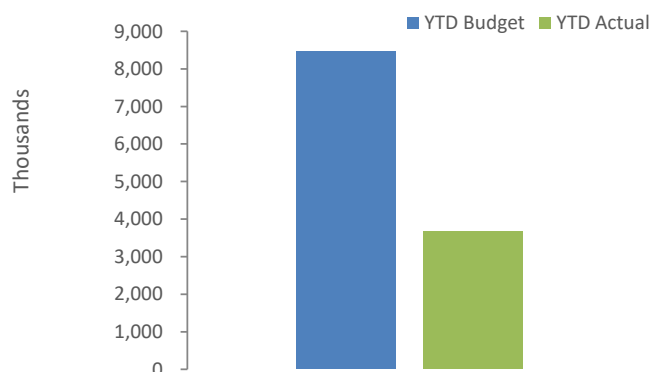
Note 5

CAPITAL ACQUISITIONS SUMMARY

Capital acquisitions	Adopted Budget	YTD Budget	YTD Actual	Variance
	\$	\$	\$	\$
Land & Buildings	436,416	424,198	51,698	(372,500)
Furniture & Equipment	111,000	136,761	70,960	(65,801)
Plant & Equipment	1,345,850	1,035,368	363,810	(671,558)
Roads	5,398,253	3,881,775	1,833,563	(2,048,212)
Footpaths	198,724	206,736	42,590	(164,146)
Drainage	40,000	39,999	27,282	(12,717)
Parks & Ovals	925,497	800,991	32,607	(768,384)
Airport	1,152,911	717,494	763,874	46,380
Other Infrastructure	1,312,655	1,105,246	394,427	(710,819)
Landfill	395,000	112,087	82,568	(29,519)
Payments for Capital Acquisitions	11,316,306	8,460,655	3,663,378	(4,797,277)
Right of use assets	0	0	0	0
Total Capital Acquisitions	11,316,306	8,460,655	3,663,378	(4,797,277)
Capital Acquisitions Funded By:				
	\$	\$	\$	\$
Capital grants and contributions	7,356,828	7,755,837	2,982,650	(4,773,187)
Other (disposals & C/Fwd)	30,000	0	0	0
Cash backed reserves				
Unspent Grants & Contributions Reserve	784,105	784,105	0	(784,105)
Contribution - operations	2,198,373	(79,287)	680,728	760,015
Capital funding total	11,316,306	8,460,655	3,663,378	(4,797,277)

SIGNIFICANT ACCOUNTING POLICIES

All assets are initially recognised at cost. Cost is determined as the fair value of the assets given as consideration plus costs incidental to the acquisition. For assets acquired at no cost or for nominal consideration, cost is determined as fair value at the date of acquisition. The cost of non-current assets constructed by the local government includes the cost of all materials used in the construction, direct labour on the project and an appropriate proportion of variable and fixed overhead. Certain asset classes may be revalued on a regular basis such that the carrying values are not materially different from fair value. Assets carried at fair value are to be revalued with sufficient regularity to ensure the carrying amount does not differ materially from that determined using fair value at reporting date.



CAPITAL ACQUISITIONS SUMMARY

5. CAPITAL ACQUISITIONS DETAILED

		Adopted				
Account	Job	Account Description	Original Budget	YTD Budget	YTD Actual	Variance (Under)/Over
Land & Buildings						
0604		Land & Buildings - Sp-05	30,000	27,500	0	(27,500)
	2314 0375	Rubbish Tip	0	0	235	235
1224		Land & Buildings - Dfes	141,000	141,000	0	(141,000)
2974	0410	7 Airport Cres. - Capital	15,000	28,750	13,002	(15,748)
3064	LRC016	Public Toilets Baxter Park	100,000	0	0	0
3680	1501	Depot Improvements	69,431	51,967	19,104	(32,863)
3688		Depot Information Technology Links	6,000	0	0	0
3764	LRC015	Baston Oval Ablutions Upgrade	20,000	120,000	0	(120,000)
4154	0415	Main Airport Terminal	20,000	19,998	3,445	(16,553)
4154	LRC008	Airport Amenity Improvements	34,985	34,983	15,912	(19,071)
			436,416	424,198	51,698	(372,500)
Furniture & Equipment						
0594		Furn & Equip (Admin)	20,000	18,337	(290)	(18,627)
0598		Equipment (New And Renewal) For I.T.	56,000	51,337	0	(51,337)
3554		Furn & Equip (Lib)	35,000	67,087	71,250	4,163
			111,000	136,761	70,960	(65,801)
Plant & Equipment						
1234		Plant & Equip - Dfes	0	0	24,064	24,064
2514		Plant And Equipment - Refuse Site	265,000	65,000	32,400	(32,600)
3274	1564	Other Plant And Equipment - Aquatic Centre	30,000	27,500	1,293	(26,207)
3344		Plant And Equipment - Sp-34	30,000	30,000	0	(30,000)
4114		Plant & Equip. - Airport	25,000	0	0	0
4284		Plant & Equipment - Sp-43	995,850	912,868	306,053	(606,815)
			1,345,850	1,035,368	363,810	(671,558)
Roads						
3740	R2R209	Harbour Road - Roads To Recovery	807,225	712,459	0	(712,459)
3740	R2R241	Main Street - Roads To Recovery	807,225	0	780,827	780,827
3747	RRG066	Blowholes Road	375,000	483,910	495,067	11,157
3747	RRG121	Quobba Gnaraloo	950,000	458,326	509,189	50,863
3760	C702	Grid Construction & Approches	266,017	200,745	21,091	(179,654)
3760	C737	Water Bore Installation	125,000	104,165	0	(104,165)
3760	LRC001	Dog Fence Project Support	14,668	14,667	0	(14,667)
3760	LRC018	Culverts And Flood Wall Rock Minilya Lyndon & Wahroonga Pimbe	310,000	14,667	4,815	(9,852)
			5,398,253	3,881,775	1,833,563	(2,048,212)
Footpaths						
3848		Bicycle Network Coral By Design And Construct	30,000	30,000	0	(30,000)
3850	9004	Temporary Budget Job No - Footpaths Asset Renewals (COA 3850)	118,724	126,736	0	(126,736)
3850	F004	Footpath - Robinson Street	0	0	500	500
3850	F177	Footpath - Johnston Street	0	0	20,764	20,764
3850	F178	Footpath - Olivia Terrace	0	0	11,325	11,325
3858		Wa Bicycle Network Community College Shared Path	50,000	50,000	10,000	(40,000)
			198,724	206,736	42,590	(164,146)

CAPITAL ACQUISITIONS SUMMARY

5. CAPITAL ACQUISITIONS DETAILED

Account	Job	Account Description	Original Budget	YTD Budget	YTD Actual	Variance (Under)/Over
Drainage						
3770	D0002	Storm Water Pumps	40,000	39,999	27,282	(12,717)
			40,000	39,999	27,282	(12,717)
Parks & Ovals						
3294	1562	Upgrades To Swimming Pool Bowl	55,000	55,000	0	(55,000)
3474	0615	Playground Equipment	50,000	33,332	10,310	(23,022)
3690	1154	Blowholes Development Project (Capital Works)	173,500	173,499	22,297	(151,202)
3690	R013	Skate Park Upgrade	80,000	66,665	0	(66,665)
3690	R046	Youth Precinct Development	566,997	472,495	0	(472,495)
			925,497	800,991	32,607	(768,384)
Airport						
4124	A011	Northern Apron, Taxiway B Upgrade & Lighting Rwy 04/22	262,750	262,750	64,049	(198,701)
4124	A012	Coral Bay Airstrip Upgrade	415,871	427,244	427,244	(0)
4124	A015	Carnarvon Airport Airside Fencing , Boundary Fencing, Apron Light	474,290	27,500	272,582	245,082
			1,152,911	717,494	763,874	46,380
Other Infrastructure						
3124	0495	Brown'S Range Cemetery - Niche Wall (Columbarium)	15,000	20,000	0	(20,000)
3124	LRC014	Pioneer Cemetery Remediation	59,000	59,000	45,680	(13,320)
3604	3616	Fascine Wall (Own Sources Capital Works)	250,000	20,552	20,552	(0)
3604	3620	Iws - Infrastructure (Bbrf)	224,431	223,633	12,972	(210,661)
3604	3621	Fascine Wall (Grant Funded)	3,000	0	0	0
3604	LRC005	Fascine Shelter & Bbq Project	49,500	77,500	11,300	(66,200)
3604	LRC006	Tramway Bridge Upgrade Project	48,000	20,000	0	(20,000)
3604	LRC007	Town Amenity Improvements	275,600	275,598	162,318	(113,280)
3604	LRC017	Brockman Park Retic And Landscape	148,912	148,912	7,392	(141,520)
3800	LRC012	Upgrade Power Supply Main Street	20,000	40,844	41,028	184
3974	0404	Replacement Of Triple J Transmitter	15,000	15,000	0	(15,000)
4214	LRC003	Coral Bay Visitor Signage Project	25,000	24,999	9,663	(15,336)
4214	LRC009	Blowholes Camping Area Improvements	159,212	159,210	72,523	(86,688)
4314	LCR004	Town Beach Kiosk Upgrade Project	20,000	19,998	11,000	(8,998)
			1,312,655	1,105,246	394,427	(710,819)
Landfill						
2414	0385	New Refuse Site Development At Coral Bay	310,000	30,000	2,500	(27,500)
2614	0403	Install New Customer Service Booth	35,000	32,087	30,650	(1,437)
2614	LRC013	Solar Power Browns Range Tip	50,000	50,000	49,418	(582)
			395,000	112,087	82,568	(29,519)
		TOTALS	11,316,306	8,460,655	3,663,378	(4,797,277)

**NOTES TO THE STATEMENT OF FINANCIAL ACTIVITY
FOR THE PERIOD ENDED 31 MAY 2022**

**INVESTING ACTIVITIES
Note 6
DISPOSAL OF ASSETS**

Asset Ref.	Asset description	Budget				YTD Actual			
		Net Book Value	Proceeds	Profit	(Loss)	Net Book Value	Proceeds	Profit	(Loss)
		\$	\$	\$	\$	\$	\$	\$	\$
	Community amenities								
	Rubbish Truck	46,500	23,000	0	(23,500)	0	0	0	0
	Recreation and culture								
	Utility Vehicle	8,900	7,000	0	(1,900)	0	0	0	0
		55,400	30,000	0	(25,400)	0	0	0	0

**NOTES TO THE STATEMENT OF FINANCIAL ACTIVITY
FOR THE PERIOD ENDED 31 MAY 2022**

INVESTING ACTIVITIES

Note 7

NON-OPERATING GRANTS AND CONTRIBUTIONS

Non operating grants, subsidies and contributions revenue

	Type	Adopted Budget Revenue \$	YTD Budget \$	YTD Revenue Actual \$	Comment
Non-operating grants and subsidies					
Governance					
Law, order, public safety					
Capital Grant - Dfes	Tied	151,500	151,500	164,920	Date of receipt of LRCI Grants is still undetermined
Health					
Community amenities					
LRCI Grant - SP-25	Tied	50,000	50,000	0	
L.R.C.I GRANT - SP-31	Tied	156,000	170,666	0	
Recreation and culture					
L.R.C.I. Grant - Sp-32	Tied	0	0	0	
Grants - Blowholes Dev.	Tied	190,529	190,528	0	
L.R.C.I. Grant - Sp-34	Tied	406,957	406,957	0	
Grants - Integrated Water Project	Tied	465,000	465,000	291,865	
Lrci Grant - Sp-34	Tied	168,912	168,912	0	
Grant: Art On The Move	Tied	0	30,000	50,000	
Bbrf & Dpird Grants (Skate Park & Youth Precinct)	Tied	646,997	646,997	30,000	
Transport					
Local Roads & Community Infrastructure Grant	Tied	34,668	34,667	0	
Regional Road Group	Tied	1,564,535	1,564,532	596,803	
Roads To Recovery. - Sp-37	Tied	1,615,450	1,615,448	803,603	
R.A.D.S Grant	Tied	440,883	440,883	146,747	
R.A.U.P. Grant	Tied	401,200	401,200	199,362	
L.R.C.I. Infr. Grant	Tied	34,985	34,985	0	
Lrci Grant - Sp-37	Tied	310,000	310,000	0	
Wa Bicycle Network Coral Bay Design And Construct	Tied	15,000	15,000	5,000	
Wa Bicycle Network Carnarvon Community College Shared Patl	Tied	0	0	10,000	
Main Roads Funding	Tied	500,000	500,000	500,000	
Economic Services Council Meeting - Schedules					

**NOTES TO THE STATEMENT OF FINANCIAL ACTIVITY
FOR THE PERIOD ENDED 31 MAY 2022**

INVESTING ACTIVITIES

Note 7

NON-OPERATING GRANTS AND CONTRIBUTIONS

Non operating grants, subsidies and contributions revenue

	Type	Adopted Budget Revenue \$	YTD Budget \$	YTD Revenue Actual \$	Comment
Lrci Grant - Infr.	Tied	204,212	204,212	0	
		7,356,828	7,401,487	2,798,300	

NOTES TO THE STATEMENT OF FINANCIAL ACTIVITY
FOR THE PERIOD ENDED 31 MAY 2022

OPERATING ACTIVITIES
Note 8
OPERATING GRANTS AND CONTRIBUTIONS

Provider	Type	Adopted Budget Revenue \$	YTD Budget \$	YTD Revenue Actual \$	Comment
Operating grants and subsidies					
Governance					
Grant Income - Sp-05	Untied	30,000	30,000	72,000	
General purpose funding					
F.A.G. - General Purpose	Untied	1,744,263	1,308,197	4,450,896	
F.A.G. - Roads	Untied	694,264	520,698	1,933,104	
Law, order, public safety					
Bushfire Grant		17,120	17,120	18,760	
Emergency Svces Grant	Untied	35,410	35,409	22,136	
Grant-Emergency Risk Management (Aware)	Untied	25,082	25,082	0	
Grants And Contributions	Untied	129,697	0	0	
Dfes Grant Risk Officer	Untied	148,203	148,203	148,203	
Health					
Grants (Mosquito Funding)	Untied	8,000	4,235	4,617	
Education and welfare					
Grants- Service Agreement - Youth Hub	Untied	244,190	244,188	312,996	
Recreation and culture					
Grants - Civic Centre		43,866	36,555	0	
Lib. And Gallery Grants		6,000	6,000	3,968	
Library Fundraising (Sale Of Books)		0	0	37	
Grant Income - Sp-36		0	20,000	30,000	
Transport					
Mrwa Direct Grant	Untied	337,930	337,930	337,930	
Mrwa Streetlighting Contribution	Untied	21,200	21,200	20,497	
Mrwa Robinson Street Sweeping Contribution	Untied	10,000	10,000	10,000	
Mrwa Verge Mtnce Contribution	Untied	15,000	15,000	15,000	
Wa Bicycle Network Carnarvon Community College Shared Path	Untied	25,000	25,000	0	
Agrn951- Tropical Low & Assoc Flooding 28 Jan - 8 Feb 2021	Untied	0	0	0	Correction required to costing
Grant - Flood Mitigation Works	Untied	0	6,948,796	2,360,438	
Economic services					
Grant Income - Sp-36	Untied	0	20,000	30,000	
V.C. Other Income	Untied	0	7,000	27,000	
		3,535,225	9,780,613	9,797,582	

**NOTES TO THE STATEMENT OF FINANCIAL ACTIVITY
FOR THE PERIOD ENDED 31 MAY 2022**

**OPERATING ACTIVITIES
Note 9
RATE REVENUE**

General rate revenue	Budget						YTD Actual				
	Rate in \$ (cents)	Number of Properties	Rateable Value	Rate Revenue	Interim Rate	Back Rate	Total Revenue	Rate Revenue	Interim Rates	Back Rates	Total Revenue
RATE TYPE				\$	\$	\$	\$	\$	\$	\$	\$
Gross rental value											
Residential	11.1200	1,679	22,108,446	2,458,459	(5,000)	4,000	2,457,459	2,456,736	64,490	(80,340)	2,440,885
Commercial/Industrial	10.3000	322	15,551,561	1,601,811	0	0	1,601,810	1,604,489	0	0	1,604,489
Special Use/Rural	11.1200	102	1,757,732	195,460	0	0	195,459	195,460	0	0	195,460
Unimproved value											
Mining	24.512000	46	501,801	123,001	0	4,000	127,001	123,001	0	0	123,001
Pastoral	11.110000	40	3,143,392	349,231	0	(88,000)	261,230	349,231	0	0	349,231
Intensive Horticultural	2.273000	170	23,409,501	532,098	0	(8,000)	524,097	532,098	0	0	532,098
Sub-Total		2,359	66,472,433	5,260,060	(5,000)	(88,000)	5,167,056	5,261,014	64,490	(80,340)	5,245,164
Minimum payment											
Minimum \$											
Gross rental value											
Residential	1,158.58	395	457,639	457,639	0	0	457,639	457,639	0	0	457,639
Commercial/Industrial	1,158.58	59	68,356	68,356	0	0	68,356	68,356	0	0	68,356
Special Use/Rural	1,158.58	47	54,453	54,453	0	0	54,453	54,453	0	0	54,453
Unimproved value											
Mining	400.00	17	6,800	6,800	0	0	6,800	6,800	0	0	6,800
Pastoral	1,158.58	9	10,427	10,427	0	0	10,427	10,427	0	0	10,427
Intensive Horticultural	1,158.58	2	2,317	2,317	0	0	2,317	2,317	0	0	2,317
Sub-total		529	599,993	599,993	0	0	599,992	599,993	0	0	599,992
Total general rates							5,767,048	5,861,007	64,490	(80,340)	5,845,156
Other Rates											
Rate in \$ (cents)											
SAR - GRV Coral Bay	0.06833		3,644,983	249,061	0	0	249,061	249,058	0	0	249,058
Ex-gratia rates							9,200	0	0	0	13,630
Total specified area rates			3,644,983	249,061	0	0	258,261	249,058	0	0	262,688
Total Rates							6,025,309	6,110,065	64,490	(80,340)	6,107,845

KEY INFORMATION

Prepaid rates are, until the taxable event for the rates has occurred, refundable at the request of the ratepayer. Rates received in advance give rise to a financial liability. On 1 July 2020 the prepaid rates were recognised as a financial asset and a related amount was recognised as a financial liability and no income was recognised. When the taxable event occurs the financial liability is extinguished and income recognised for the prepaid rates that have not been refunded.

**NOTES TO THE STATEMENT OF FINANCIAL ACTIVITY
FOR THE PERIOD ENDED 31 MAY 2022**

**Note 10
RECEIVABLES**

Rates receivable	30 June 2021	31 May 2022
	\$	\$
Opening arrears previous years		834,286
Levied this year		6,107,845
Less - collections to date		(5,975,692)
Equals current outstanding	834,286	966,439
Net rates collectable	834,286	966,439
% Collected		86.1%

Receivables - general	Credit	Current	30 Days	60 Days	90+ Days	Total
	\$	\$	\$	\$	\$	\$
Receivables - general	0	240,256	144,860	8,610	8,229	401,954
Percentage	0.0%	59.8%	36%	2.1%	2%	
Balance per trial balance						
Sundry receivable	0	240,256	144,860	8,610	8,229	401,954
* Due (to)/from ATO - GST and PAYG Net	0	356,023	0	0	0	356,023
Provision for Doubtful Debts	0	0	0	0	(5,184)	(5,184)
FESA Control	0	0	0	0	0	85,673
Accrued Income	0	0	0	0	0	20,544
Total receivables general outstanding	0	596,279	144,860	8,610	3,045	859,010

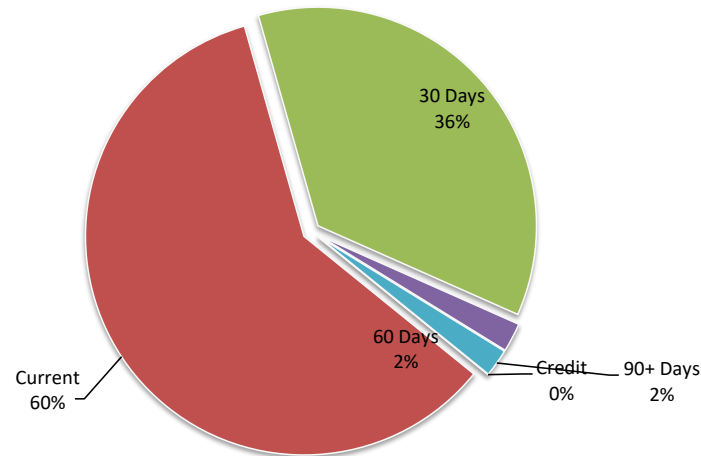
Amounts shown above include GST (where applicable)

* - Transactions pending from payroll system - processed in December.

KEY INFORMATION

Trade and other receivables include amounts due from ratepayers for unpaid rates and service charges and other amounts due from third parties for goods sold and services performed in the ordinary course of business. Receivables expected to be collected within 12 months of the end of the reporting period are classified as current assets. All other receivables are classified as non-current assets. Collectability of trade and other receivables is reviewed on an ongoing basis. Debts that are known to be uncollectible are written off when identified. An allowance for impairment of receivables is raised when there is objective evidence that they will not be collectible.

Accounts Receivable (non-rates)

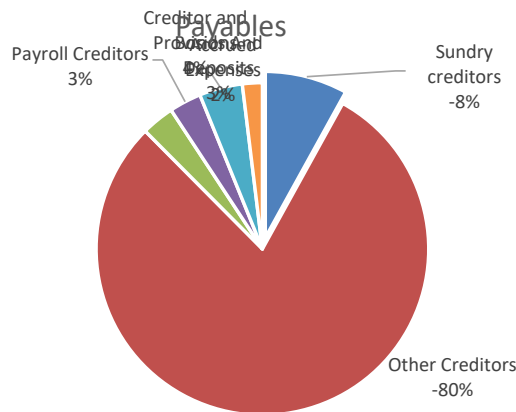


Payables - general	Credit	Current	30 Days	60 Days	90+ Days	Total
	\$	\$	\$	\$	\$	\$
Payables - general	0	(228,714)	532	2,109	1,630	(224,443)
Percentage	0%	101.9%	-0.2%	-0.9%	-0.7%	
Balance per trial balance						
Sundry creditors	0	(228,714)	532	2,109	1,630	(224,443)
Other Creditors	(2,223,561)	0	0	0	0	(2,223,561)
Bonds And Deposits	0	89,373	0	0	0	89,373
Payroll Creditors	0	87,319	0	0	0	87,319
Creditor and Provisions	0	117,396	0	0	0	117,396
Accrued Expenses	0	54,100	0	0	0	54,100
Total payables general outstanding						(2,099,816)

Amounts shown above include GST (where applicable)

KEY INFORMATION

Trade and other payables represent liabilities for goods and services provided to the Shire that are unpaid and arise when the Shire becomes obliged to make future payments in respect of the purchase of these goods and services. The amounts are unsecured, are recognised as a current liability and are normally paid within 30 days of recognition.



**NOTES TO THE STATEMENT OF FINANCIAL ACTIVITY
FOR THE PERIOD ENDED 31 MAY 2022**

**FINANCING ACTIVITIES
Note 12
BORROWINGS**

Repayments - borrowings

Information on borrowings	Loan No.	1 July 2021	New Loans		Principal Repayments		Principal Outstanding		Interest Repayments	
			YTD Actual	Full Year Budget	YTD Actual	Full Year Budget	YTD Actual	Full Year Budget	YTD Actual	Full Year Budget
Particulars		\$	\$	\$	\$	\$	\$	\$	\$	\$
Transport										
Airport Corrective works	216	264,239	0	0	44,830	44,831	219,409	219,408	7,797	7,720
Water Truck	TBC	0	0	256,720	0	0	0	256,720	0	11,103
Rubbish Truck	TBC	0	0	353,000	0	0	0	353,000	0	0
Utility Vehicles (5)	TBC	0	0	227,280	0	0	0	227,280	0	0
LWB Utility Truck	TBC	0	0	110,000	0	0	0	110,000	0	0
Total		264,239	0	947,000	44,830	44,831	219,409	1,166,408	7,797	18,823
Current borrowings		7,720					7,720			
Non-current borrowings		211,689					211,689			
		219,409					219,409			

Loan Repayments are 6 monthly and are financed by general purpose revenue.

New borrowings 2021-22

The Shire has approved borrowing in the 2021/22 Budget of \$947,000 which are yet to be financed

Unspent borrowings

The Shire had no unspent debenture funds as at 30th June 2021, nor is it expected to have unspent funds as at 30th June 2022.

**NOTES TO THE STATEMENT OF FINANCIAL ACTIVITY
FOR THE PERIOD ENDED 31 MAY 2022**

**FINANCING ACTIVITIES
NOTE 13
LEASE LIABILITIES**

Movement in carrying amounts

Information on leases	Lease No.	1 July 2021	New Leases		Principal Repayments		Principal Outstanding		Interest Repayments	
			YTD Actual	Full Year Budget	YTD Actual	Full Year Budget	YTD Actual	Full Year Budget	YTD Actual	Full Year Budget
Particulars		\$	\$	\$	\$	\$	\$	\$	\$	\$
Other property and services										
Various Plant & Equipment		734,053	0		812	298,028	733,241	421,992	0	16,962
Total		734,053	0	0	812	298,028	733,241	421,992	0	16,962
Current lease liabilities		290,325					289,513			
Non-current lease liabilities		443,728					443,728			
		734,053					733,241			

All lease repayments were financed by general purpose revenue.

KEY INFORMATION

At inception of a contract, the Shire assesses if the contract contains or is a lease. A contract is, or contains, a lease if the contract conveys the right to control the use of an identified asset for a period of time in exchange for consideration. At the commencement date, a right of use asset is recognised at cost and lease liability at the present value of the lease payments that are not paid at that date. The lease payments are discounted using that date. The lease payments are discounted using the interest rate implicit in the lease, if that rate can be readily determined. If that rate cannot be readily determined, the Shire uses its incremental borrowing rate.

All contracts classified as short-term leases (i.e. a lease with a remaining term of 12 months or less) and leases of low value assets are recognised as an operating expense on a straight-line basis over the term of the lease.

MONTHLY FINANCIAL REPORT FOR THE PERIOD ENDED 31 MAY 2022

BASIS OF PREPARATION

REPORT PURPOSE

This report is prepared to meet the requirements of *Local Government (Financial Management) Regulations 1996 , Regulation 34* . Note: The statements and accompanying notes are prepared based on all transactions recorded at the time of preparation and may vary due to transactions being processed for the reporting period after the date of preparation.

BASIS OF ACCOUNTING

This statement comprises a special purpose financial report which has been prepared in accordance with Australian Accounting Standards (as they apply to local governments and not-for-profit entities) and Interpretations of the Australian Accounting Standards Board, and the *Local Government Act 1995* and accompanying regulations.

The *Local Government (Financial Management) Regulations 1996* take precedence over Australian Accounting Standards. Regulation 16 prohibits a local government from recognising as assets Crown land that is a public thoroughfare, such as land under roads, and land not owned by but under the control or management of the local government.

Consequently, some assets, including land under roads acquired on or after 1 July 2008, have not been recognised in this financial report. This is not in accordance with the requirements of *AASB 1051 Land Under Roads paragraph 15* and *AASB 116 Property, Plant and Equipment paragraph 7*.

Accounting policies which have been adopted in the preparation of this financial report have been consistently applied unless stated otherwise. Except for cash flow and rate setting information, the report has been prepared on the accrual basis and is based on historical costs, modified, where applicable, by the measurement at fair value of

PREPARATION TIMING AND REVIEW

Date prepared: All processed transactions up to 31 May 2022

SIGNIFICANT ACCOUNTING POLICES

CRITICAL ACCOUNTING ESTIMATES

The preparation of a financial report in conformity with Australian Accounting Standards requires management to make judgements, estimates and assumptions that effect the application of policies and reported amounts of assets and liabilities, income and expenses. The estimates and associated assumptions are based on historical experience and various other factors that are believed to be reasonable under the circumstances; the results of which form the basis of making the judgements about carrying values of assets and liabilities that are not readily apparent from other sources. Actual results may differ from these estimates.

THE LOCAL GOVERNMENT REPORTING ENTITY

All funds through which the Shire controls resources to carry on its functions have been included in the financial statements forming part of this financial report.

In the process of reporting on the local government as a single unit, all transactions and balances between those funds (for example, loans and transfers between funds) have been eliminated.

All monies held in the Trust Fund are excluded from the financial statements. A separate statement of those monies

GOODS AND SERVICES TAX

Revenues, expenses and assets are recognised net of the amount of GST, except where the amount of GST incurred is not recoverable from the Australian Taxation Office (ATO). Receivables and payables are stated inclusive of GST receivable or payable. The net amount of GST recoverable from, or payable to, the ATO is included with receivables or payables in the statement of financial position. Cash flows are presented on a gross basis. The GST components of cash flows arising from investing or financing activities which are recoverable from, or payable to, the ATO are presented

ROUNDING OFF FIGURES

All figures shown in this statement are rounded to the nearest dollar.

**KEY TERMS AND DESCRIPTIONS
FOR THE PERIOD ENDED 31 MAY 2022**

STATUTORY REPORTING PROGRAMS

Shire operations as disclosed in these financial statements encompass the following service orientated activities/programs.

PROGRAM NAME AND OBJECTIVES

ACTIVITIES

GOVERNANCE

To provide a decision making process for the efficient allocation of scarce resources.

Includes the activities of members of Council and the administrative support available to the Council for the provision of governance to the district. Other costs relate to the task of assisting elected members and ratepayers on matters which do not concern specific council services.

GENERAL PURPOSE FUNDING

To collect revenue to allow for the provision of services.

Rates, general purpose government grants and interest revenue.

LAW, ORDER, PUBLIC SAFETY

To provide services to help ensure a safer and environmentally conscious community.

Supervision and enforcement of various local laws relating to fire prevention, animal control and other aspects of public safety including emergency services.

HEALTH

To provide an operational framework for environmental and community health.

Inspection of food outlets and their control, provision of meat inspection services, noise control and waste disposal compliance. Administration of the ROEROC health scheme and provision of various medical facilities.

EDUCATION AND WELFARE

To provide services to disadvantaged persons, the elderly, children and youth.

Maintenance and support of child minding and playgroup centres, senior citizen and aged care facilities.

COMMUNITY AMENITIES

To provide services required by the community.

Rubbish collection services, operation of rubbish disposal sites, litter control, construction and maintenance of urban storm water drains, protection of the environment and administration of town planning schemes, cemetery, public conveniences and community bus.

RECREATION AND CULTURE

To establish and effectively manage infrastructure and resources which help the social well being of the community.

Maintenance of public halls, aquatic centres, recreation centres and various sporting facilities. Provision and maintenance of parks, gardens, reserves and playgrounds. Provision of library services (contract). Support of museum and other cultural facilities and services.

TRANSPORT

To provide safe, effective and efficient transport services to the community.

Construction and maintenance of roads, streets, footpaths, cycling ways, airstrip, parking facilities and traffic control. Cleaning of streets and maintenance of street trees, street lighting etc.

ECONOMIC SERVICES

To help promote the Shire and its economic wellbeing.

Tourism and area promotion including the maintenance and operation of a caravan park. Provision of rural services including weed control, vermin control and standpipes. Building control.

OTHER PROPERTY AND SERVICES

To monitor and control Council's overhead operating accounts.

Private works operation, plant repair and operation costs, administration and engineering operation costs.

This table contains a summary of the proposed rates in the dollar and minimum rates:

Category	Rate in the \$		Minimum Rate		Actual	Actual	Estimated
	21/22	22/23	21/22	22/23	Rateable Valuations 22/23	Rate Revenue (Inc. Mins) 21/22	Rate Revenue (Inc. Mins) 22/23
UV Mining	24.512	25.9827	400	450	861,630	129,801	227,845
UV Pastoral	11.11	11.8312	1158.58	1228.00	3,162,520	359,658	381,585
UV Intensive Horticulture	2.2730	2.7126	1158.58	1228.00	20,882,500	534,415	566,459
TOTALS					39,483,188	1,023,874	1,175,889



SHIRE OF CARNARVON

NOTICE OF INTENTION TO IMPOSE DIFFERENTIAL RATES

In accordance with Section 6.33 and 6.35 of the Local Government Act 1995, the Shire of Carnarvon hereby gives notice of its intention to impose differential rates and differential minimum rates on all rateable unimproved-valued (UV) properties and gross rental valued (GRV) commercial/industrial properties within its boundaries during the 2022/2023 financial year. The differential rates are imposed based on predominant land use as detailed below (all categories are included for comparison): -


LAND USE CATEGORY	PROPOSED RATE IN \$	PROPOSED MINIMUM
GRV Residential	11.7872 cents	\$1,228.00
GRV Special Use/Rural	11.7872 cents	\$1,228.00
GRV Commercial/Industrial	10.9181 cents	\$1,228.00
UV Mining	25.9827 cents	\$450.00
UV Pastoral	11.8312 cents	\$1,228.00
UV Intensive Horticulture	2.7126 cents	\$1,228.00

The figures stated above are to be sent for Ministerial Approval and are subject to consideration as part of Council's 2022/2023 Budget deliberation.

A document describing the objects and reasons for each proposed general and minimum rate may be inspected at, or obtained from, the Shire of Carnarvon Administration Office, 3 Francis Street Carnarvon between the hours of 8.30am and 4.30pm. Further queries can be directed to the CEO, Andrea Selvey, 08 9941 0000 or by email to selvey.a@carnarvon.wa.gov.au.

Submissions regarding the proposed differential rates and minimums must be received by Thursday 28 July, 2022.

Andrea Selvey
CHIEF EXECUTIVE OFFICER



**OBJECTIVES AND REASONS FOR PROPOSED DIFFERENTIAL RATES AND MINIMUM PAYMENTS
FOR THE 2022/2023 FINANCIAL YEAR**

In accordance with Section 6.36 of the *Local Government Act 1995*, the Shire of Carnarvon is required to publish its Objectives and Reasons for implementing Differential Rates

DIFFERENTIAL RATES

Differential rating is the method of applying a different rate in the dollar to a different category of property. This is allowed for and controlled by S6.33 of the Local Government Act 1995 and the Shire applies differential rates according to property usage for UV Rated properties. Properties with a GRV value are rated on a flat rate in the dollar.

Properties in the Shire of Carnarvon are valued with either a Gross Rental Value (GRV) which is used on urban properties around townsites and Unimproved Value (UV) which is predominantly used on rural properties. More information on the different valuation methods can be found on the Valuer Generals website at www.landgate.wa.gov.au

OVERALL OBJECTIVE

The purpose of levying rates is to meet Council's budget requirements each financial year, so it can deliver facilities, services and community infrastructure. Property valuations provided by the Valuer General's Office (VGO) are used as the basis for the calculation of rates each year. Section 6.33 of the Local Government Act 1995 provides the ability to differentially rate properties based on zoning and/or land use as determined by the Shire of Carnarvon. The application of differential rating maintains equity on the rating of properties across the Shire. Preparation of the annual Budget is informed by two key Council documents, the 10-year Strategic Community Plan and the Long-Term Financial Plan. These documents provide the road map for budget preparation.

Anticipated projects for 22/23 include

- Effectively balancing the following projects within the constraints of the floods of 2021 and heavy rains in 2022
- Continued upgrade and maintenance on unsealed country roads through the capital infrastructure and maintenance programs and the Disaster Recovery Grant of almost \$13,000,000
- Resealing in main streets and on sealed roads
- Installation and/or replacement of cattle grids on rural roads
- Footpath upgrades and expansion
- Flood preparedness project

- Dredging of the Fascine and associated waterways
- Continued Aquatic Centre maintenance and upgrades
- Continued progress towards achieving RV-Friendly status for Carnarvon
- Continued implementation of the playground replacement program
- Project development to expand waste facilities for Carnarvon and Coral Bay
- Staged installation of an integrated water supply infrastructure

Efficiency measures that have been implemented include

- Ongoing assessment of the organisational structure
- Review of position descriptions, remuneration and need for the role as vacancies arise
- Consideration of outsourcing and use of short-term contracts for specialised projects and programs
- The continued pursuit and recovery of outstanding debts including unpaid rates
- Ongoing review of levels of service
- Exploring shared service arrangements
- Enhancing partnerships for improve effectiveness and efficiency

UV MINING

Proposed Characteristics

UV MINING rate applies to all UV Valued properties in the Shire where the predominant use of the land is for mining related purposes or for other general-purpose leases. These properties are usually a result of a mining tenement with common land uses including explorations, mining and prospecting.

Proposed Objectives and Reasons

Historically, the number of mining assessments has been in excess of pastoral leases while overall valuations have been around one tenth of pastoral valuations. This low valuation reflects the predominance of lower-value prospecting and exploration leases rather than higher value mining leases.

The object of this differential category is to apply a differential rate to mining related properties in the Shire in order to raise additional revenue to offset the costs associated with reducing and rehabilitating environmental impacts as well as the costs related to the increased maintenance and renewal of assets and infrastructure required by the impact of heavy mining and vehicles. The Shire of Carnarvon recognises that mining related industries create a significant impact on the environment as well as the infrastructure within the Shire compared to properties that fall outside this land use.

The reason this category is rated higher than the other two rates is to reflect the higher road infrastructure maintenance costs to the Shire as a result of use of extensive lengths of Shire roads throughout the year, and the relatively low total contribution from this sector to the overall total.

The proposed rate in the dollar for this category is 25.9827 cents, with a minimum payment of \$450.00. It will be applied to 67 of the Shire's rateable properties and deliver 3.6% of the proposed overall anticipated rate income for 2022/2023. 17 of these 67 properties will attract the low minimum rate whilst the properties whose values are higher which reflects their increased usage thereby contributing more to the Shires resources, will attract a higher rate.

UV PASTORAL

Proposed Characteristics

UV PASTORAL rate applies to all UV Valued properties in the Shire where there is a pastoral lease in place and for properties where the predominant use of the land is for a rural purpose.

Proposed Objectives and Reasons

The Shire of Carnarvon recognises a high cost for providing services to pastoral and rural purpose properties within the Shire boundaries compared to properties located closer to townsites. The Shire incurs higher costs for infrastructure maintenance and service provision to UV Pastoral properties as a result of extra vehicle movements on the Shire's road network due to the location and commercial nature of these properties outside of the town site.

The object of this differential category is to apply a differential rate to pastoral and rural purpose properties in the Shire in order to raise additional revenue to offset the cost of providing and maintaining infrastructure and other Shire services. These properties tend to have a higher valuation than UV Mining properties due to the location and size of the properties. By applying the proposed rate in the dollar to this category, Council takes these associated costs and higher valuation levels into consideration.

The proposed rate in the dollar for this category is 11.8312 cents, with a minimum payment of \$1228.00. It will be applied to 40 of the Shire's rateable properties, with 9 properties attracting the minimum rate, and deliver 6.03% of the proposed overall anticipated rate income for 2022/2023.

UV Intensive Horticulture (Plantations)

Proposed Characteristics

UV Intensive Horticulture (Plantation) rating applies to all plantation properties on unimproved land use.

Proposed Objectives and Reasons

Following Council's decision in October 2006 to rate horticultural (plantation) properties on unimproved values it is necessary to impose a differential rate that offsets the historically higher unimproved valuations associated with such land uses.

Prior to 2017, the valuation for these properties had remained relatively consistent but 2017 saw an average drop of 21% in the assessed value through Landgate and following this reduction, the figures for 2018 revealed a further drop of 27%. A further decline in valuations for this rate category leading into 2022/2023 has also been levied however through adjustment in the rate in the \$ the category is yielding an overall 6% increase in line with other categories.

The Shire of Carnarvon recognises the higher costs incurred for infrastructure maintenance and service provision to UV Intensive Horticultural properties as a result of extra vehicle movements on the Shire's road network due to the location and commercial nature of these properties outside the town site which places additional pressure on Shire infrastructure assets.

The object of this differential category is to apply a differential rate to intensive horticulture related properties in the Shire in order to raise additional revenue to offset the costs associated with the Shire managing the above issues. Valuations applied to the intensive horticulture properties tend to be higher than those within the other UV rated categories, and in order to ensure equity in rates contribution across all categories Council takes these associated costs and valuation levels into consideration by applying a lower rate in the dollar.

The proposed rate in the dollar for this category is 2.7126, with a minimum payment of \$1228.00. It will be applied to 170 of the Shire's rateable properties and deliver 8.95% of the proposed overall anticipated rate income for 2022/2023. The minimum rate will not apply as no properties fall within the minimum rates thresholds.

SHIRE OF CARNARVON FEES AND CHARGES 2022 UPDATED 30 JUNE 2022

DESCRIPTION	2022 NET FEE (\$)	GST (\$)	GST STATUS	2022 FEE (\$)	COMMENTS
GOVERNANCE					
Administration Fee - arrange to repay rates (non-pensioners)	\$80.00		GST FREE	\$80.00	
Administration Fee - arrange to repay rates (Pensioners only)			GST FREE		
Copies of Electoral Rolls	\$62.00	\$6.20		\$68.20	
Rate Inquiry Fee/Orders and Requisitions	\$180.00		GST FREE	\$180.00	
Rate Inquiry Fee/Orders and Requisitions - where Physical Bushfire Inspection Required	\$220.00		GST FREE	\$220.00	
Rate Inquiry Fee/Orders and Requisitions - Priority (24 - 48 hours)	\$220.00		GST FREE	\$220.00	
Rate Inquiry Fee/Orders and Requisitions - Priority (24 - 48 hours) - where physical Bushfire Inspection required	\$260.00		GST FREE	\$260.00	
Orders and Requisitions only	\$120.00		GST FREE	\$120.00	
Rate Enquiry Fee	\$60.00	\$6.00	GST	\$66.00	
Real Estate Rating Advice on Paper/assessment	\$11.00	\$1.10	GST	\$12.10	
Copy of Rate Notice (re-print of notice)	\$15.00	\$1.50	GST	\$16.50	
Rates Instalment Interest charge on Two and Four Instalment options	6.00%		GST FREE	6.00%	
Rates Admin charge on Two and Four Instalment Options (per notice)	6.00%		GST FREE	\$0.06	
Rates Late payment Penalty Rate	7.00%		GST FREE	7.00%	
Admin Fee for Debt Clearance Letter	\$40.00	\$4.00	GST	\$44.00	
Direct Debit Admin Fee	\$55.00	\$5.50	GST	\$60.50	
Admin Fee for issue of Section 6.60 Notice	\$10.00	\$1.00	GST	\$11.00	
Rates Database Extractions (per hour)	\$100.00	\$10.00	GST	\$110.00	
Dishonour Fee (fee charged by Bank and recovered by Council)	RECOVERED BY COUNCIL AT COST				
Credit Card Online Charge (across all Shire of Carnarvon sites and services)	RECOVERED BY COUNCIL AT COST				
Photocopying - A4 Sheets (Black & White)	\$0.50	\$0.05	GST	\$0.55	
Photocopying - A3 Sheets (Black & White)	\$1.00	\$0.10	GST	\$1.10	
Photocopying - A4 Sheets (Colour)	\$1.00	\$0.10	GST	\$1.10	
Photocopying - A3 Sheets (Colour)	\$2.00	\$0.20	GST	\$2.20	
Binding Per Copy	\$3.50	\$0.35	GST	\$3.85	
Copy of Archived Document - Fee per document	\$5.50	\$0.55	GST	\$6.00	
Sundry Debtors payment arrangement administration fee	\$80.00	\$8.00	GST	\$88.00	
Debt Recovery Legal Expenses for Sundry Debtors	AT COST				
FREEDOM OF INFORMATION CHARGES					
Application Fee	\$27.27	\$2.73	GST	\$30.00	
Charge for time dealing with the application (per hour or part thereof)	AS PER LEGISLATION				
Duplicating a tape, film or computer information & delivery, package & posting	ACTUAL COST + GST				
LAW, ORDER AND PUBLIC SAFETY					
ANIMAL CONTROL - DOGS & CATS					
Seizure and impounding of a dog - Unregistered (includes 1st day sustenance)	\$70.00		NO GST	\$70.00	

SHIRE OF CARNARVON FEES AND CHARGES 2022 UPDATED 30 JUNE 2022

DESCRIPTION	2022 NET FEE (\$)	GST (\$)	GST STATUS	2022 FEE (\$)	COMMENTS
Poundage Fee Dog - Daily Fee (Sustenance)	\$22.73	\$2.27	GST	\$25.00	
Micro Chipping				AT COST	
Poundage Fee Cat - Daily Fee (Sustenance)				AT COST	
Surrender of a dog	\$63.64	\$6.36	GST	\$70.00	
Surrender of litter of puppies	\$72.73	\$7.27	GST	\$80.00	
Surrender of cat/kitten	\$63.64	\$6.36	GST	\$70.00	
Surrender of litter of kittens	\$72.73	\$7.27	GST	\$80.00	
Replacement dog or cat registration tag	\$4.55	\$0.46	GST	\$5.01	
Application for three to six dogs	\$150.00		NO GST	\$150.00	
Dog Registrations Unsterilised Dog or Bitch One Year	\$50.00		NO GST	\$50.00	
Dog Registrations Unsterilised Dog or Bitch Three Year	\$120.00		NO GST	\$120.00	
Dog Registrations Unsterilised Dog or Bitch Lifetime	\$20.00		NO GST	\$20.00	
Dog Registrations Sterilised Dog or Bitch One Year	\$42.50		NO GST	\$42.50	
Dog Registrations Sterilised Dog or Bitch Three Year	\$100.00		NO GST	\$100.00	
Dog Registrations Sterilised Dog or Bitch Lifetime			NO GST	\$0.00	
1 year (NEW) dog registration paid after 31 May				50% OF ABOVE RATE	
Prescribed dog of Pensioner				50% OF ABOVE RATE	
Prescribed dog used for tendering or droving of stock				25% OF ABOVE RATE	
Cat Registrations Sterilised One Year	\$20.00		NO GST	\$20.00	
Cat Registrations Sterilised Three Year	\$42.50		NO GST	\$42.50	
Cat Registrations Sterilised Life Time	\$100.00		NO GST	\$100.00	
Cat Registrations Annual Application to Breed	\$100.00		NO GST	\$100.00	
Prescribed Cat of Pensioner				50% OF ABOVE RATE	
Application for kennel licence	\$150.00	\$15.00	GST	\$165.00	
LAW, ORDER AND PUBLIC SAFETY CONTINUED					
Kennel Licence Registration Fee	\$181.82	\$18.18	GST	\$200.00	
Kennel Licence Renewal	\$200.00		NO GST	\$200.00	
Ranger Services (including euthanizing)	\$81.82	\$8.18	GST	\$90.00	
Dog and Cat Traps Deposit	\$55.00	\$5.50	GST	\$60.50	
Dangerous Dog Collar - 40mm x 65cm straight				AT COST	
ABANDONED VEHICLES					
Abandoned Vehicles (Impound Fee)	\$113.64	\$11.36	GST	\$125.00	
Towing Vehicles				AT COST plus 15% admin fee	
Shopping Trolley and other materials (per trolley)	\$54.55	\$5.46	GST	\$60.00	
MISCELLANEOUS					
Opening of Tramway Bridge based upon cost recovery				COST RECOVERY PLUS 15% ADMINISTRATION	

SHIRE OF CARNARVON FEES AND CHARGES 2022 UPDATED 30 JUNE 2022

DESCRIPTION	2022 NET FEE (\$)	GST (\$)	GST STATUS	2022 FEE (\$)	COMMENTS
Professional Fishing Companies Traversing Fee Blowholes	\$454.55	\$45.45	GST	\$500.00	
BUSH FIRE BRIGADE					
<i>Income will be paid to the Bush Fire Brigade for all brigade hazard reduction burning</i>					
3.4 Urban Tanker (min crew of 3)	\$80.00	\$8.00	GST	\$88.00	
Light Tanker (min crew of 2)	\$50.00	\$5.00	GST	\$55.00	
INFRINGEMENT FEES					
Issue of Final Demand Notice per Infringement	\$19.90		NO GST	\$19.90	
Enforcement Certificate per Infringement	\$16.95		NO GST	\$16.95	
Fines Enforcement Registration Fee per Infringement	\$63.50		NO GST	\$63.50	
TOURIST NODES					
Blowholes Campground - Adult, per Person, per Night (16 years and older)	\$10.00	\$1.00	GST	\$11.00	
Blowholes Campground - Child, per Person, per Night (6 -15 years)	\$2.73	\$0.27	GST	\$3.00	
Blowholes Campground - Concession Card Holder per Person, per Night	\$6.36	\$0.64	GST	\$8.00	
Bush Bay/New Beach Campground - Adult, per Person, per Night (16 years and older)	\$7.27	\$0.73	GST	\$8.00	
Bush Bay/New Beach Campground - Child, per Person, per Night (6 - 15 years)	\$2.73	\$0.27	GST	\$3.00	
Bush Bay/New Beach Campground - Concession Card Holder per Person, per Night	\$5.45	\$0.55	GST	\$6.00	
ENVIRONMENTAL HEALTH APPLICATION PROCESSING					
FOOD ACT 2008					
<i>Fee classifications:</i>					
<i>Temporary premises (e.g. market stall, limited duration and food handling)</i>					
<i>Small premises (e.g. mobile, home-based, limited food handling)</i>					
Notification of food business exempt from registration (e.g. non-profit sausage sizzle)					Exempt from charge by regulation 10
Notification of food business exempt from registration (other)	\$0.00		NO GST	\$0.00	
Temporary premises - Application for registration of food business	\$160.00		NO GST	\$160.00	
Small premises - Application for registration of food business (includes inspection and annual admin fee)	\$215.00		NO GST	\$200.00	Annual admin fee is only payable once per financial year. If it has already been
Small premises - Inspection	\$85.00		NO GST	\$85.00	
Small premises - Annual admin fee	\$60.00		NO GST	\$60.00	
Medium premises - Application for registration of food business (includes inspection and annual admin fee)	\$340.00		NO GST	\$340.00	Annual admin fee is only payable once per financial year. If it has already been
Medium premises - Inspection	\$170.00		NO GST	\$170.00	
Medium/large premises - Annual admin fee	\$120.00		NO GST	\$120.00	
Large premises - Application for registration of food business (includes inspection and annual admin fee)	\$420.00		NO GST	\$420.00	Annual admin fee is only payable once per financial year. If it has already been
Large premises - Inspection	\$250.00		NO GST	\$250.00	
Application for registration of food business or amendment of registration where food safety inspection is not required (e.g. altered certificate or change of operator)	\$60.00		NO GST	\$60.00	
Partial food safety inspection (e.g. follow-up inspection)	\$85.00		NO GST	\$80.00	
Inspection of animal food processing premises or retail pet meat shop (Food Regulations 2008 Part 5, Division 4)	\$170.00		NO GST	\$170.00	
TRADING ON A STREET OR PUBLIC PLACE - PUBLIC PLACES & LG PROPERTY LOCAL LAW 2021					
Application for a permit to trade on a street or public place - fundraiser for community association (s.8.2(1)(o))	\$0.00		NO GST	\$0.00	
Application for a permit to trade on a street or public place - mobile trading within declared trading areas (s.8.2(1)(o))	\$150 for duration up to 1 year		NO GST	\$150 for duration up to 1 year \$100 for duration up to 3	Refer Mobile Trading Policy

SHIRE OF CARNARVON FEES AND CHARGES 2022 UPDATED 30 JUNE 2022

DESCRIPTION	2022 NET FEE (\$)	GST (\$)	GST STATUS	2022 FEE (\$)	COMMENTS
Application for a permit to trade on a street or public place - Mobile trading outside declared trading areas (s.8.2(1)(o))	\$315.00		NO GST	\$315.00	Ongoing permit subject to annual fee. Refer to Mobile Trading Policy for
Application for a permit to trade on a street or public place - Roaming mobile trader (s.8.2(1)(o))	\$300.00		NO GST	\$300.00	Ongoing permit subject to annual fee
Application to renew annual permit			NO GST	50% of initial application fee	If it requires an amendment of conditions the full fee will apply
Application to amend a permit			NO GST	50% of initial application fee	If it requires a re-assessment of the activities, the full fee will
CARAVAN PARKS AND CAMPING GROUNDS ACT 1995					
s.7 Grant or renewal of licence	The greater of \$200 and \$6 per long-stay/short-stay/transit park site, \$3 per camp site and \$1.50 per overflow site				Fee set by State Regulations
s.9 Renewal application received within 28 days after expiry of licence - additional late application fee	20.00		NO GST	\$20.00	Fee set by State Regulations
Reg 54 Temporary licence	The greater of \$100.00 and the pro-rata amount of the ordinary application fee				Fee set by State Regulations
Reg 55 Transfer of licence	100.00		NO GST	\$100.00	Fee set by State Regulations
Letter of Approval for park home, hard annex relating to Caravan Park and Camping licence	150.00		NO GST	\$150.00	
HEALTH (PUBLIC BUILDINGS) REGULATIONS 1992					
s.176 Application for approval to construct, alter or extend public building (Risk Management Plan not required)	\$150 + inspection fee		NO GST	\$150 + inspection fee	
s.176 Application for approval to construct, alter or extend public building (Risk Management Plan required)	\$300 + inspection fee		NO GST	\$300 + inspection fee	
R.5 Application for certificate of approval - where s.176 application has been made	\$0.00		NO GST	\$0.00	
R.5 Application for certificate of approval - where s.176 application has not been made	\$100 + inspection fee		NO GST	\$100 + inspection fee	
R.9(3) Application to vary certificate of approval (increase capacity for large licensed premises) - includes inspection	\$250 + inspection fee		NO GST	\$250 + inspection fee	
r.9(1) Application to vary certificate of approval (other) - includes inspection	\$50 + inspection fee		NO GST	\$50 + inspection fee	
R.26 Submission of risk management plan for approval (large public buildings)	\$150.00		NO GST	\$150.00	
Inspection small public building (<100 persons enclosed or <400 persons outdoor venue)	\$150.00		NO GST	\$150.00	
Inspection medium public building (100-400 persons enclosed or 400-2000 persons outdoor venue)	\$250.00		NO GST	\$250.00	
Inspection of large public building (>400 persons enclosed or >2000 persons outdoor venue)	\$350.00		NO GST	\$350.00	
ENVIRONMENTAL HEALTH APPLICATION PROCESSING CONTINUED					
WATER SAMPLING					
Aquatic facility water sampling/testing – per facility, per visit - Health (Aquatic Facilities) Regulations 2007, r.21	40.00		NO GST	\$40.00	
Private drinking water sampling and basic assessment - per premises	150.00		NO GST	\$150.00	Includes basic field test and microbial assessment by Pathwest
Aquatic facility Operational Code Compliance Assessment - Health (Aquatic Facilities) Regulations 2007, r.19	250.00		NO GST	\$250.00	
HEALTH LOCAL LAWS - LODGING HOUSES					
s.123 Application for registration	\$11 per room (minimum fee \$30)		NO GST	\$11 per room (minimum fee \$30)	Refers to number of sleeping rooms rather than number of lettable units
s.125 Application for renewal of registration	\$9 per room (minimum fee \$240)		NO GST	\$9 per room (minimum fee \$240)	
Request to amend registration	\$85.00 + inspection fee if inspection		NO GST	\$85.00 + inspection fee if inspection required	
Inspections in addition to annual routine inspection	\$165 + (\$2 per room)		NO GST	\$165 + (\$2 per room)	Fee may be reduced for partial inspections
HEALTH (TREATMENT OF SEWAGE AND DISPOSAL OF EFFLUENT AND LIQUID WASTE) REGULATIONS 1974					
Application to install apparatus	\$118.00		NO GST	\$118.00	As set by Dept Health. Total including inspection and Permit to Use \$236
Permit to use apparatus (inspection included)	\$118.00		NO GST	\$118.00	As set by Dept Health
Local Government Report Fee (applies instead of the application fee for large systems that require Dept Health final approval)	\$118.00		NO GST	\$118.00	As set by Dept Health. Total including inspection and Permit to Use \$236
ENVIRONMENTAL HEALTH APPLICATION PROCESSING CONTINUED					

SHIRE OF CARNARVON FEES AND CHARGES 2022 UPDATED 30 JUNE 2022

DESCRIPTION	2022 NET FEE (\$)	GST (\$)	GST STATUS	2022 FEE (\$)	COMMENTS
FEES FOR SERVICE					
Settlement/pre-sale health records search (commercial premises) - does not include inspection fees	\$85.00		NO GST	\$85.00	For land sales, refer ordinary Orders & Requisitions Report fee
Noise Management Plan approval	\$240.00		NO GST	\$240.00	
Section 39 Certificate (Liquor Control Act 1988)	\$240.00		NO GST	\$240.00	
Inspections, reports, notices and other Shire actions relating to licences & registrations where cost is not covered by the above (hourly rate)	\$85.00		NO GST	\$85.00	
RUBBISH COLLECTION & REFUSE CHARGES					
Gross Refuse Charge - 1 x MGB/Domestic per annum	\$534		NO GST	\$534	Annual charge for collection of 1 x 240L MGB once per week
Gross Refuse Charge - 1 x MGB/Commercial per annum	\$534		NO GST	\$534	Annual charge for collection of 1 x 240L MGB once per week
Gross Refuse Charge - 1 x MGB/Commercial (less than 1 year)	PRO-RATA				
Replacement Rubbish Bin	\$109	\$11		\$119	Fee is per bin. Includes delivery.
<i>Please note: GST applies to all additional bin service requests.</i>					
WASTE DISPOSAL FEES - BROWN'S RANGE					
General Commercial Waste Disposal					
<i>Unless a specific formal fee exemption or waiver has been issued, commercial waste disposal fees are applicable to all waste disposal other than domestic generated waste disposal by a domestic householder resident of the Shire of Carnarvon. This includes application of waste disposal fees to clubs, groups and organisations including not for profit organisations. Commercial waste disposal fees and charges do not apply to waste disposal being performed on behalf of the Shire of Carnarvon by its employees. If waste load is mixed containing multiple waste categories, the highest applicable category fee shall apply. Examples: Putrescible + Non Putrescible load will be Charged as Putrescible waste. Horticultural Plastic + non putrescible load will be charged as Horticultural Plastic.</i>					
Commercial Service Fee	\$36	\$4		\$40	Per load.
<i>Service fee applies for each load.</i>					
Commercial Putrescible Waste Disposal	\$41	\$4		\$45	Fee is per ton or part thereof.
<i>Putrescible waste is waste likely to become putrid - including wastes that contain organic materials such as food wastes or wastes of animal or vegetable origin, which readily bio-degrade within the environment of the landfill.</i>					
Mixed Commercial Inert Non-putrescible Waste Disposal	\$21	\$2		\$23	Fee is per ton or part thereof.
<i>Inert non-putrescible waste is waste that is largely non-biodegradable, non-flammable and not chemically reactive</i>					
Commercial Horticultural Plastics Waste Disposal	\$62	\$6		\$68	Fee is per ton or part thereof.
<i>Horticultural plastics includes shade cloths, plastic mulch, irrigation pipe etc.</i>					
Commercial Horticultural Putrescible Waste Disposal	\$41	\$4		\$45	Fee is per ton or part thereof.
<i>Horticultural putrescible waste includes reject/spoiled fruit, vegetables, pulps etc.</i>					
Commercial Construction and Demolition Rubble - Without Metal Reinforcing	\$10	\$1		\$11	Fee is per ton or part thereof.
<i>Includes concrete, rock, bricks, blocks, tiles and other mineral based construction and demolition rubble. Must be fully separated from other waste types. Must not contain metal reinforcing bars, rods or mesh.</i>					
Commercial Construction and Demolition Rubble - With Metal Reinforcing	\$29	\$3		\$32	Fee is per ton or part thereof.
<i>Includes concrete, rock, bricks, blocks, tiles and other mineral based construction and demolition rubble which includes metal reinforcing bars, rods or mesh.</i>					
Commercial Mixed Construction and Demolition Waste	\$21	\$2		\$23	Fee is per ton or part thereof.
<i>Construction and demolition waste (C&D waste) means materials in the waste stream which arise from construction, refurbishment or demolition activities sometimes referred to simply as "Builders Waste."</i>					
Commercial 240 litre bin Disposal	\$10	\$1		\$11	Fee is per bin
General Domestic Waste Disposal					
Mixed General Domestic Waste	FREE				
<i>Must be waste disposal by a Shire of Carnarvon resident domestic householder and waste must have been generated from the householders domestic residence.</i>					
Recyclable Waste Types					

SHIRE OF CARNARVON FEES AND CHARGES 2022 UPDATED 30 JUNE 2022

DESCRIPTION	2022 NET FEE (\$)	GST (\$)	GST STATUS	2022 FEE (\$)	COMMENTS
Recyclable Scrap Metal			FREE		
<i>Recyclable scrap metal includes white goods, metal goods, washed tin cans and any ferrous or non ferrous metals. Large metal items must be cut up as directed by facility operators. Metal must be separate and free from other waste contamination or the applicable mixed fee shall apply.</i>					
Car Bodies			FREE		
<i>All vehicles must have oils and fuels removed. LPG vehicles must have gas tank removed from vehicle.</i>					
Fire Extinguishers - Approved and Inspected			FREE		
<i>Fire Extinguishers are extremely hazardous to the safe operation of the tip site. There is no charge for disposal of an approved Fire Extinguisher. An Fire Extinguisher must be empty, separated from all other waste, have its valve removed and have been inspected and marked by an operator.</i>					
Clean Separated Cardboard			FREE		
<i>Cardboard must be free from contamination by other waste types. Must be inspected and approved by operator. Boxes to be flattened and placed where directed by operator.</i>					
Clean Separated Glass			FREE		
<i>Includes clean non refundable glass bottles and other clean glass products. Must be inspected and approved by operator. To be placed where directed by operator.</i>					
Batteries - All Types Separated			FREE		
<i>Batteries must be free from contamination by other waste types. Must be inspected, approved by operator and placed where directed by operator.</i>					
Approved Separated e-Waste			FREE		
<i>E-waste is the fastest-growing component of the municipal solid waste stream. The Shire of Carnarvon will be attempting to develop mechanisms for the removal and reprocessing of e-Waste from the waste stream. Approved e-waste will consist of televisions, computers and other consumer electronic products. Approved e-waste will be separated from all other waste types and shall be inspected and approved by an operator</i>					
Eligible Container Deposit Scheme Beverage Containers			FREE		
<i>No container refund available at facility. Containers must be separated from other waste and placed where directed by operator. 50% of Deposits collected will be allocated to Shire of Carnarvon Community Growth Fund.</i>					
Mattresses and Bulky Foam Furniture Type Items					
Mattress Disposal - Commercial and Domestic	\$24	\$2		\$27	Fee is per item
<i>Includes all mattress types - spring, foam, other. Also includes bed bases.</i>					
Approved Mattress Disposal - Commercial and Domestic			FREE		
<i>Mattresses are difficult items to process in a landfill. They do not compact well leaving large voids. This fills a landfill more quickly and can create problems in the event of a fire. There is no charge for disposal of an Approved Mattress. An approved mattress will have all metal springs removed and separated for metal recycling. All foam and other material will be cut up and shall have been inspected and approved by an operator.</i>					
Bulky Foam Furniture - Commercial and Domestic	\$24	\$2		\$27	Fee is per item.
<i>Includes lounges, arm chairs, recliners, any bulky foam and/or spring containing furniture items.</i>					
Approved Bulky Foam Furniture - Commercial and Domestic			FREE		
<i>These furniture items are difficult to process in a landfill. They do not compact well leaving large voids. This fills the landfill more quickly and can create problems in the event of a fire. There is no charge for disposal of Approved Bulky Foam Furniture. Approved Bulky Foam Furniture will have all metal springs removed and separated for metal recycling. All foam and other cushioning type material will be cut up and shall have been inspected and approved by an operator.</i>					
Uncontaminated Green Waste (Commercial and Domestic)			FREE		
<i>No contamination of green waste accepted. Contaminated green waste will be charged at the commercial putrescible rate. Contamination includes anything other than vegetation. Timber pallets, treated and untreated timber is NOT greenwaste.</i>					
Hazardous Waste Types					
<i>All hazardous waste will attract a Burial Fee in addition to Disposal Fee. - ONLY accepted between 7am - 3pm Monday to Friday</i>					
Burial Fee - Commercial and Domestic	\$64	\$6		\$70	Fee applies per burial.
<i>Applicable to hazardous waste disposal and any other waste disposal requiring immediate burial due to its noxious or offensive nature as determined by site operators.</i>					
Domestic and Commercial Asbestos Waste Disposal (Special Waste Type 1)	\$88	\$9		\$97	Fee is per ton or part thereof. Burial fee will also apply.
Medical Waste (Special Waste Type 2)	\$73	\$7		\$81	Fee is per 110L bin. Burial fee will also apply.
Septic and Sewerage Waste Types					
<i>All septic and sewerage waste is ONLY accepted between 7am - 3pm Monday to Friday</i>					
Septage, Grease Trap and Liquid Sewerage Waste.	\$10	\$1		\$11	Fee is per ton or part thereof.

SHIRE OF CARNARVON FEES AND CHARGES 2022 UPDATED 30 JUNE 2022

DESCRIPTION	2022 NET FEE (\$)	GST (\$)	GST STATUS	2022 FEE (\$)	COMMENTS
Sewerage Sludge	\$41	\$4		\$45	Fee is per ton or part thereof.
Sewerage sludge disposal shall be by prior arrangement only. Sludge shall be spadable and shall have been tested to meet Class II Landfill Classification limits for disposal.					
Animal Carcasses					
Animal carcass disposal fees are applicable to Commercial and Domestic customers					
Small Animal Carcass Disposal - Commercial and Domestic			FREE		
Dogs, cats, sheep, goats etc as determined by operator					
Large Animal Carcass Disposal - Commercial and Domestic	\$73	\$7		\$81	Fee is per carcass and includes burial fee.
Cattle, horse, pig etc as determined by operator.					
Bulk Offal Disposal - Commercial and Domestic (for offal quantity greater than 650kg)	\$98	\$10		\$108	Fee is per ton or part thereof and includes burial fee
Tyres					
Any tyre still attached to a rim attracts double fee.					
Tyre disposal fees are applicable to Commercial and Domestic customers					
Car and Motor Cycle Tyre	\$10	\$1		\$11	Fee is per tyre
Four wheel Drive and Light Truck Tyre	\$15	\$1		\$16	Fee is per tyre
Truck Tyre	\$34	\$3		\$38	Fee is per tyre
Tractor/ Earthmoving Tyre (small up to 1 metre Tall)	\$93	\$9		\$102	Fee is per tyre
Tractor/ Earthmoving Tyre (large above 1 Metre Tall)	\$147	\$15		\$161	Fee is per tyre
Other Fees and Charges					
Caravans	\$39	\$4		\$43	Fee is per item
Boats - Other	\$39	\$4		\$43	Fee is per item. Must be cut up in pieces less than 2m in any
Boats - Metal	FREE - SUBJECT TO BEING CUT UP IN PIECES LESS THAN 2M IN ANY DIMENSION OTHERWISE \$40.00 INCLUDING GST.				
External District Waste originated from <u>outside</u> the Shire Of Carnarvon	\$244.55	\$24		\$269	Fee is per ton or part thereof.
External district waste will not be accepted without prior approval. External district tyre waste will not be accepted unless the tyre waste is shredded.					
Gas Bottles - All Types			PROHIBITED		Fee is per item
Gas bottles are extremely hazardous to the safe operation of the tipsite. Gas bottles in any form will not be accepted at the facility. Return to an authorised gas agent or gas service provider.					
Clean Fill			FREE		
Clean fill means raw excavated natural material such as clay, gravel, sand, soil or rock fines that: (a) has been excavated or removed from the earth in areas that have not been subject to potentially contaminating land uses including industrial, commercial, mining or intensive agricultural activities; and (b) has not been processed except for the purposes of: i. achieving a desired particle size distribution; and/or ii. removing naturally occurring organic materials such as roots; and (c) does not contain any acid sulfate soil;					
Brown's Range Tip Shop Items for Purchase			AS PER TIP SHOP PRICES		
CEMETERY FEES - BROWNS RANGE CEMETERY					
All applications for internment shall be made at least 24 hours prior to the fixed time for burial otherwise an extra charge shall apply.					
Internment in the South Carnarvon Pioneer Cemetery is prohibited.					
Grant of Exclusive Right of Burial (Cemeteries Local Law Part III)					
A Grant of Exclusive Right of Burial confers upon the grantee an exclusive right to bury one or more deceased persons in a grave and to carry out memorial works on a grave during the term of the grant.					
Grant of Exclusive Right of Burial - Standard sized plot grave reservation.	\$807	-	GST EXEMPT		Fee is per plot for 25 year reservation.
Renewal of Exclusive Grant of Right of Burial - Standard sized plot	\$807	-	GST EXEMPT		Fee is for renewal of Grant of Right for standard size plot for
Transfer of Exclusive Grant of Right of Burial - Standard sized plot grave reservation.	\$81	-	GST EXEMPT		Fee is for transfer of Grant of Right for standard size plot for

SHIRE OF CARNARVON FEES AND CHARGES 2022 UPDATED 30 JUNE 2022

DESCRIPTION	2022 NET FEE (\$)	GST (\$)	GST STATUS	2022 FEE (\$)	COMMENTS
Burial Fees and Charges					
Burial in Standard Grave to any depth to 2.1m	\$1,467	\$147		\$1,614	Includes grave excavation and basic kerbed grave surround
Re-open and Second Burial in Standard Grave.	\$1,467	\$147		\$1,614	
Burial in Non-Standard Size (Oversized) Grave - Additional cost per 30cm wider or deeper.	\$34	\$3		\$38	Cost is per 30cm wider or deeper
Interment for Still Born Child (Not to be reopened for joint burial)	\$103	\$10		\$113	
Exhumation					
Re-opening Grave for Exhumation	At Cost			At Cost + GST	
Reinterment in same grave (additional charges will apply if new grave)	At Cost			At Cost + GST	
Internment of Ashes					
Plaques for the niche wall shall be provided by the family at the specified dimension and standard.					
Niche Wall Ashes Internment - Small	\$98	\$10		\$108	Includes Plaque Installation
Niche Wall Ashes Internment - Single	\$147	\$15		\$161	Includes Plaque Installation
Niche Wall Ashes Internment - Double	\$293	\$29		\$323	Includes Plaque Installation
Reservation of Niche Wall Space - Small	\$98	\$10		\$108	Includes Plaque Installation
Reservation of Niche Wall Space - Single	\$147	\$15		\$161	Includes Plaque Installation
Reservation of Niche Wall Space - Double	\$293	\$29		\$323	Includes Plaque Installation
ADDITIONAL CHARGES					
Funeral Directors Annual Licence to conduct funerals at the Cemetery.	\$118	-	GST EXEMPT		
Single Funeral Permit (Funeral Directors only)	\$70	-	GST EXEMPT		
Single Funeral Permit (Other than Funeral Directors)	\$592	-	GST EXEMPT		Conditions apply.
Interment Without Due Notice	\$108	\$11	GST	\$118	
Permit to Construct Memorial	\$34	\$3	GST	\$38	Memorial includes headstone, plaque, tombstone, monumental
RECREATION AND CULTURE					
CIVIC CENTRE WOOLSHED & KITCHEN					
Woolshed Hire - Not for Profit Ass - Per hour	\$52.27	\$5.23	GST	\$57.50	
Woolshed Hire - Private - Per hour	\$84.09	\$8.41	GST	\$92.50	
Woolshed Hire - Community Group (Excludes Kitchen) - Per hour eg. Community event/ Free event	\$20.00	\$2.00	GST	\$22.00	
Woolshed Hire - Full day rate	\$459.09	\$45.91	GST	\$505.00	
Woolshed Hire - Full day rate - Not for Profit	\$326.36	\$32.64	GST	\$359.00	
Woolshed Hire - Fourteen Hours - General	\$742.27	\$74.23	GST	\$816.50	
Woolshed Hire - Fourteen Hours - Not for Profit	\$520.45	\$52.05	GST	\$572.50	
Additional Staff Per Hour -General	\$45.00	\$4.50	GST	\$49.50	
Additional Staff Per Hour - Not for Profit	\$30.46	\$3.05	GST	\$33.50	
Use of Woolshed in Conjunction with Theatre Per Hour	\$61.82	\$6.18	GST	\$68.00	
Use of Woolshed in Conjunction with Theatre Per Hour - Not for Profit	\$34.55	\$3.45	GST	\$38.00	
Late Finish Charge - General	\$93.18	\$9.32	GST	\$102.50	

SHIRE OF CARNARVON FEES AND CHARGES 2022 UPDATED 30 JUNE 2022

DESCRIPTION	2022 NET FEE (\$)	GST (\$)	GST STATUS	2022 FEE (\$)	COMMENTS
Late Finish Charge - Not for Profit	\$52.73	\$5.27	GST	\$58.00	
Kitchen Hire - Per Hour	\$27.27	\$3.00	GST	\$33.00	
Laundry fee - when tableclothes are requested in Woolshed Hire	\$55.00	\$5.50	GST	\$60.50	
Standard lights & sound package	\$140.00	\$14.00	GST	\$154.00	
Standard lights & sound package - Not for Profit	\$140.00	\$14.00	GST	\$154.00	
High End lights and sound (Performance Only)	\$307.27	\$30.73	GST	\$338.00	
High End lights and sound (Performance Only) - Not for Profit	\$140.00	\$14.00	GST	\$154.00	
Marketing (with Hire of venue where our data base and staff are used)	\$654.55	\$65.45	GST	\$720.00	
Ticket Booking Charge (General)	\$3.18	\$0.32	GST	\$3.50	
Ticket Booking Charge (Not for Profit)	\$2.27	\$0.23	GST	\$2.50	
Woolshed Cleaning Post Hire	\$104.55	\$10.45	GST	\$115.00	
BOND - Trust Fund Transaction	\$660.00		EXEMPT UNLESS FORFEITED	\$660.00	
Sale of Kiosk Stock (i.e. confectionary, soft drinks, water, popcorn etc.)	AS PER ADVERTISED PRICE				
CIVIC CENTRE CAMEL LANE THEATRE/AUDITORIUM					
Family Pass (2 Adults & 2 Children, +\$5 for each additional child)	\$45.45	\$4.55	GST	\$50.00	
Theatre Hire Performance - Four Hours - General	\$495.46	\$49.55	GST	\$545.00	
Theatre Hire Performance - Four Hours - Non Profit	\$250.00	\$25.00	GST	\$275.00	
Theatre Hire Performance - Eight Hours - General	\$740.91	\$74.09	GST	\$815.00	
Theatre Hire Performance - Eight Hours - Non Profit	\$372.73	\$37.27	GST	\$410.00	
Public Meeting - Minimum Charge Three Hours- General	\$304.55	\$30.45	GST	\$335.00	
Public Meeting - Minimum Charge Three Hours - Non Profit	\$154.55	\$15.45	GST	\$170.00	
Additional Staff Per Hour - Technical & Manager	\$45.45	\$4.55	GST	\$50.00	
Bare Stage Hire Per Hour (i.e. rehearsal) - General	\$50.00	\$5.00	GST	\$55.00	
Bare Stage Hire Per Hour (i.e. rehearsal) - Non Profit	\$27.27	\$2.73	GST	\$30.00	
<i>No Charge for Carers - must be with person they are caring for and must show Companion card</i>					
Ticket Booking Service - per booking	\$3.18	\$0.32	GST	\$3.50	
Standard lights & sound package	\$136.82	\$13.68	GST	\$150.50	
Standard lights & sound package NFP	\$68.64	\$6.86	GST	\$75.50	
High End lights & Sound (Performance only)	\$304.55	\$30.45	GST	\$335.00	
High End lights & Sound (Performance only) NFP	\$204.55	\$20.45	GST	\$225.00	
Cinema Adult ticket	\$15.00	\$1.50	GST	\$16.50	
Cinema Concession ticket	\$11.36	\$1.14	GST	\$12.50	
Cinema Student ticket	\$11.36	\$1.14	GST	\$12.50	
Cinema - 4 to 12 years ticket (Must be accompanied by an Adult)	\$9.55	\$0.96	GST	\$10.50	
School Holiday Movie Ticket Special	\$9.55	\$0.96	GST	\$10.50	Cost of provision
Live show ticket	AS ADVERTISED				

SHIRE OF CARNARVON FEES AND CHARGES 2022 UPDATED 30 JUNE 2022

DESCRIPTION	2022 NET FEE (\$)	GST (\$)	GST STATUS	2022 FEE (\$)	COMMENTS
Sale of Bar/Kiosk Stock (i.e. Alcohol for Live Show events)	AS PER ADVERTISED PRICE				
Cinema Hire - up to 300 attendees	\$1,700.00	\$170.00	GST	\$1,870.00	
Cinema Hire - up to 100 attendees	\$800.00	\$80.00	GST	\$880.00	
CIVIC CENTRE GALLERY/FUNCTION ROOM HIRE					
BOND - Trust Fund Transaction - without alcohol (Private Use only)	\$600.00	\$60.00	EXEMPT UNLESS FORFEITED	\$600.00	
BOND - Trust Fund Transaction - for alcohol only FF	\$1,363.63	\$136.36	EXEMPT UNLESS FORFEITED	\$1,500.00	
Key Deposit	\$50.00		GST	\$50.00	
Movie Screening only - maximum 3 hours	\$200.00	\$20.00	GST	\$220.00	
Movie Screening only - maximum 3 hours (Non Profit)	\$150.00	\$15.00	GST	\$165.00	
CIVIC CENTRE - OTHER HIRE FEES					
Hire of Civic Centre Open Space Areas front entrance of Civic Centre complex) - (not available on Saturdays from May until October and December.)	\$60.00	\$6.00	GST	\$66.00	
Hire of Civic Centre Open Space Areas back entrance & car park of Civic Centre Complex entrance into and rear areas of Civic Centre complex)	\$60.00	\$6.00	GST	\$66.00	
Live Show Promotions service as part of the venue hire package for Live Performances at the Civic Centre	AT COST RECOVERY				
CARNARVON AQUATIC CENTRE					
<i>No Charge for Carers - must be with person they are caring for and must show Companion card</i>					
Adult Swimming Day Ticket (over 16 years of age)	\$4.50	\$0.50	GST	\$5.00	
Junior Swimming Day Ticket(persons 4 -16 years of age)	\$2.73	\$0.27	GST	\$3.00	
Children Under Four Years	FREE				
Family Swimming Day Ticket (2 adults and 2 children under 16)	\$11.82	\$1.18	GST	\$13.00	
Senior Citizens Entrance	\$2.73	\$0.27	GST	\$3.00	
Spectators of all age entrance	FREE				
Family Season Pass	\$472.73	\$47.27	GST	\$520.00	
Senior Citizens Season Pass	\$109.09	\$10.91	GST	\$120.00	
Adult Season Pass	\$200.00	\$20.00	GST	\$220.00	
Adult Half Season Pass	\$100.00	\$10.00	GST	\$110.00	
Junior Season Pass(16 years and under)	\$109.09	\$10.91	GST	\$120.00	
Junior Half Season Pass(16 years and under)	\$54.55	\$5.45	GST	\$60.00	
10 Day Adult Pass	\$36.00	\$3.60	GST	\$39.60	
10 Day Child Pass	\$21.82	\$2.18	GST	\$24.00	
Administration Fee for Commercial Users	\$63.64	\$6.36	GST	\$70.00	
Venue Hire Per Hour - no alcohol	\$136.36	\$13.64	GST	\$150.00	
Pool Hire - Lane Fee (or equivalent area)	\$13.64	\$1.36	GST	\$15.00	
LIBRARY FEES & CHARGES					
Activity Fee	AS PER ADVERTISED COST				
<i>Activity Fee - No Charge for Carers - must be with person they are caring for and must show Companion card</i>					
Photocopying / Internet Printing - A4 Sheets Black & White	\$0.50	\$0.03	GST	\$0.30	Cost per page

SHIRE OF CARNARVON FEES AND CHARGES 2022 UPDATED 30 JUNE 2022

DESCRIPTION	2022 NET FEE (\$)	GST (\$)	GST STATUS	2022 FEE (\$)	COMMENTS
Photocopying/Internet Printing - A3 Sheets Black & White	\$1.00	\$0.09	GST	\$1.00	
Photocopying/Internet Printing - A4 Sheets Colour	\$1.00	\$0.09	GST	\$1.00	
Photocopying/Internet Printing - A3 Sheets Colour	\$2.00	\$0.09	GST	\$2.00	
Faxes - Within W.A. - fixed fee of \$3.30 plus 30 cents per page	\$3.00	\$0.30	GST	\$3.30	
Faxes - Other States within Australia - fixed fee of \$4.40 plus 30 cents per page	\$4.00	\$0.40	GST	\$4.40	
Faxes - International - fixed fee of \$6.60 plus 30 cents per page	\$6.00	\$0.60	GST	\$6.60	
Faxes - Receiving faxes - fee per page	\$0.18	\$0.02	GST	\$0.20	Cost per page
Scanning Fee	\$0.36	\$0.04	GST	\$0.40	
1 Hour Free per day for customers. Additional internet computer use charged as per below:					
Internet Computer Use per 30 mins	\$2.27	\$0.23	GST	\$2.50	
Internet Computer Use per 60 mins	\$3.64	\$0.36	GST	\$4.00	
Internet Computer Use per 2 hours	\$5.45	\$0.55	GST	\$6.00	
1 Hour Free per day for customers. Additional wireless internet use charged as per below:					
Wireless Internet - \$2.50 per half hour	\$2.27	\$0.23	GST	\$2.50	
Wireless Internet - \$4.00 per hour	\$3.64	\$0.36	GST	\$4.00	
Wireless Internet - \$6.00 per two hours	\$5.45	\$0.55	GST	\$6.00	
Lost and Damaged Books Charged at Depreciated Value	AT NET PRESENT VALUE AS PER STATE LIBRARY OF WA CHARGES				
Administration Fee for Overdue, Lost and Damaged Items	\$10.00	\$1.00	GST	\$11.00	
Library Card Replacement	\$3.18	\$0.32	GST	\$3.50	
Function Room Hire Fees per day (minimum 4 hours) - Commercial Groups	\$109.09	\$10.91	GST	\$120.00	
Function Room Hire Fees per hour - Commercial Groups	\$33.64	\$3.36	GST	\$37.00	
Function Room Hire Fees per day (minimum 4 hours) - Non-profit Community Groups	\$77.27	\$7.73	GST	\$85.00	
Function Room Hire Fees per hour - Non-profit Community Groups	\$23.64	\$2.36	GST	\$26.00	
Cancellation Fees of 10% of total booking fee if cancelled less than 7 days prior	AT COST				
ART GALLERY					
Note: No charge for charitable organisations and/or school/educational groups					
Main Gallery Exhibition Space - Hire Fee (per week) - Local / Gascoyne Artists / Groups	\$68.18	\$6.82	GST	\$75.00	
Main Gallery Exhibition Space - Hire Fee (per week) - Other artists / groups	\$136.36	\$13.64	GST	\$150.00	
After Hours Staffing (per hour)	\$45.45	\$4.55	GST	\$50.00	
Art Gallery Sales - Commission fee	10% COMMISSION ON ALL SALES				
Art Gallery / Function Room Cleaning - Post Hire	AT COST PER HOUR				
BASTON PAVILION - SPORTING GROUPS ONLY					
Functions Baston Pavilion (Half Day = 4 hours)	\$272.73	\$27.27	GST	\$300.00	
Functions Baston Pavilion (Full Day = 8 hours)	\$454.54	\$45.45	GST	\$499.99	
BOND	\$454.54	\$500.00	EXEMPT UNLESS FORFEITED	\$500.00	Same as for 2020-21
Key Deposit per key	\$50.00	\$5.00	EXEMPT UNLESS FORFEITED	\$55.00	Same as for 2020-21

SHIRE OF CARNARVON FEES AND CHARGES 2022 UPDATED 30 JUNE 2022

DESCRIPTION	2022 NET FEE (\$)	GST (\$)	GST STATUS	2022 FEE (\$)	COMMENTS
SPORTS GROUNDS COMMERCIAL USE HIRE (TOWN OVAL/FESTIVAL GROUNDS)					
Commercial Sports Ground Hire (e.g. Circus, Trade Displays, Concerts or Carnivals) (Development Application Fee may be applicable) - Whole of event hire	\$1,000.00	\$100.00	GST	\$1,100.00	
Development Application Fee for Commercial Sports Ground Hire	Refer to Planning and Development Act Fees & Charges				
BOND	\$1,000.00	\$100.00	EXEMPT UNLESS FORFEITED	\$1,100.00	
Key Deposit per key	\$50.00	\$5.00	EXEMPT UNLESS FORFEITED	\$55.00	
SEASONAL SPORTS GROUND & FACILITY HIRE BY SPORTING GROUPS (TOWN OVAL/FESTIVAL GROUNDS/SOCCER GROUNDS)					
Senior Registered Player 18 years+ (Per Player)	\$40.00	\$4.00	GST	\$44.00	
Juniors- Per Club With 25 or More Players	\$360.00	\$36.00	GST	\$396.00	
Juniors- Per Club With Under 25 Players	\$242.00	\$24.20	GST	\$266.20	
OTHER SPORTS GROUND HIRE - NON-COMMERCIAL (TOWN OVAL/FESTIVAL GROUNDS/SOCCER GROUNDS)					
Grounds Hire per hour (Half day = 4 hours)	\$25.00	\$2.50	GST	\$27.50	
Grounds Hire (Full Day = 8 hours)	\$150.00	\$15.00	GST	\$165.00	
SEASONAL HIRE OF BASKETBALL/NETBALL COURTS					
Senior Registered Player 18 years+ (Per Player)	\$40.00	\$4.00	GST	\$44.00	
Junior Registered Player	\$15.00	\$1.50	GST	\$16.50	
Casual/Non-club Court Hire (Daily rate = 8 hours)	\$80.00	\$8.00	GST	\$88.00	
Light Use (Per hour)	\$11.00	\$1.10	GST	\$12.10	
BOND - key deposit per key	\$50.00	\$5.00	GST	\$55.00	
BOND payment for hire of courts	\$500.00	\$50.00	EXEMPT UNLESS FORFEITED	\$550.00	
PREMIER OVAL PAVILLION HIRE - SPORTING CLUBS ONLY - OTHER THAN SEASONAL HIRE (high risk events such as parties and wakes not permitted)					
Functions/Meeting Room (Half Day = 4 hours)	\$450.00	\$45.45	GST	\$500.00	
Functions/Meeting Room (Full Day = 8 hours)	\$681.82	\$68.18	GST	\$750.00	
Change room (day use = 8 hours)(Sept to December only)	\$90.91	\$9.09	GST	\$100.00	
BOND	\$1,000.00	\$100.00	EXEMPT UNLESS FORFEITED	\$1,100.00	
Key Deposit per key	\$50.00	\$5.00	EXEMPT UNLESS FORFEITED	\$55.00	
OTHER - EVENT APPLICATION FEES					
Supply of rubbish bins for events as per Event Application	\$20/PER BIN				
Provision for supply of rubbish bins for events, per day including days before and days after event as per Event Application	\$10/PER DAY, PER BIN				
OTHER HIRE FEES					
Business/Commercial Day Hire of Full Sound System (including microphone)	\$200.00	\$20.00	GST	\$220.00	
Business/Commercial Day Hire of Speakers & Console (not including microphone)	\$100.00	\$10.00	GST	\$110.00	
Not Profit/Charitable Day Hire of Full Sound System (including microphone)	\$100.00	\$10.00	GST	\$110.00	
Not Profit/Charitable Day Hire of Speakers & Console (not including microphone)	\$50.00	\$5.00	GST	\$55.00	
SHIRE NEWSLETTER Please Note: 50% discount applies for Non-profit/Charitable group)					
Advertising in an edition of the Shire Newsletter A4 page	\$200.00	\$20.00	GST	\$220.00	
Advertising in an edition of the Shire Newsletter A5 page	\$120.00	\$12.00	GST	\$132.00	

SHIRE OF CARNARVON FEES AND CHARGES 2022 UPDATED 30 JUNE 2022

DESCRIPTION	2022 NET FEE (\$)	GST (\$)	GST STATUS	2022 FEE (\$)	COMMENTS
Advertising in an edition of the Shire Newsletter A6 page	\$70.00	\$7.00	GST	\$77.00	
TRANSPORT					
PASSENGER LEVIES AT CARNARVON AIRPORT TERMINAL (R.P.T)					
a) Full Fare Passengers (including children under 12 years)			GST		As per negotiated contract
b) Full Fare Passengers	\$35.00	\$3.50	GST	\$38.50	Passenger fee and landing fee combined
c) Passengers under twelve years of age	\$35.00	\$3.50	GST	\$38.50	Passenger fee and landing fee combined
AIRCRAFT LANDING FEES					
Landing at Carnarvon Airport where the maximum take off weight (MTOW) of that aircraft is (where a negotiated contract price has not been set):-					
MTOW 0 - < 2,000kg	\$16.00	\$1.60	GST	\$17.60	Per 1000kg per landing
MTOW 2,000 - <5,700kg	\$26.50	\$2.65	GST	\$29.15	Per 1000kg per landing
MTOW 5,700 - <10,000kg	\$31.00	\$3.10	GST	\$34.10	Per 1000kg per landing
MTOW >10,000kg	\$35.00	\$3.50	GST	\$38.50	Per 1000kg per landing
Royal Flying Doctor Service (RFDs) and aircraft required to land as non-scheduled stop due to a medical emergency	Free of charge				
LOCALLY BASED AIRCRAFT					
a) Annual Landing charge - this allows for unlimited number of landings for MTOW < 4,000kg *only upon prior arrangement*	\$ 1,500 per 1,000 MTOW	\$ 150.00	GST	\$1,650.00	The annual landing charge is to be approved by the Shire prior to landing. A Pro
b) Annual Rate Charge - this allows for unlimited number of take-offs and landings and no parking fee's	removed				removed
DEPARTMENT OF DEFENCE LANDING FEES					
As per the standard Landing Fee charges					
OTHER AIRPORT CHARGES					
Environmental Charge (set fee plus charge of consumables used for fuel and oil spill clean-up by Aerodrome staff)	\$95.00	\$9.50	GST	\$104.50	
Aerodrome Reporting Officer [Non-Critical] call-out charge	\$80.00	\$8.00	GST	\$88.00	
ECONOMIC SERVICES					
BUILDING SECTION					
NON-STATUTORY					
Search Fee's/Property Enquiry	\$63.64	\$6.36	GST	\$70.00	Based on comparative tables from LGA's
Archive Retrieval (fee must be paid before retrieval of plans)	\$63.64	\$6.36	GST	\$70.00	Based on comparative tables from LGA's
<i>Building plans previous to 1975 may not exist/cannot be found due to the plans being lost.</i>					
<i>Written consent (signed in ink) from owners must be obtained before an individual/group may view or have a copy of any previous plans/building approvals.</i>					
Photocopy/Printing Charge (including digitised copies) (there is an additional \$5 charge for colour copies).					
A1 Size sheet - Black and white	\$12.00	\$1.20	GST	\$13.20	
B1 Size sheet - Black and white	\$2.00	\$0.20	GST	\$2.20	
A3 Size sheet - Aerial view or "Site Plan" to scale B&W	\$3.20	\$0.32	GST	\$3.52	
A4 Size sheet - Aerial view or "Site Plan" to scale B&W	\$2.10	\$0.21	GST	\$2.31	
STATUTORY					
Building Construction Industry Training Fund (BCITF)	(0.2% of estimated current value of works over \$20,000)				
BUILDING SERVICES LEVY (BSL)					

SHIRE OF CARNARVON FEES AND CHARGES 2022 UPDATED 30 JUNE 2022

DESCRIPTION	2022 NET FEE (\$)	GST (\$)	GST STATUS	2022 FEE (\$)	COMMENTS
<i>The building services levy is payable to the local government (also known as the permit authority) when the applications are made. The table below sets out the levy in respect to building approval certificates and permits.</i>					
Building Permit	0.137% of the estimated value of the building work, but not less than \$61.65				
Demolition Permit	0.137% of the estimated value of the building work, but not less than \$61.66				
Occupancy Permit for approved building work	\$61.65		NO GST	\$61.65	
Building Approval Certificate for approved building work	\$61.65		NO GST	\$61.65	
Occupancy Permit for Unauthorised Building Work	0.274% of the estimated value of the building work, but not less than \$123.30				
Building Approval Certificate for Unauthorised Building Work	0.274% of the estimated value of the building work, but not less than \$123.31				
ECONOMIC SERVICES CONTINUED					
DIVISION 1 - APPLICATIONS FOR BUILDING PERMITS, DEMOLITION PERMITS					
Certified application for a building permit (s. 16(1)):-					
(a) for building work for a Class 1 or Class 10 building or incidental structure	0.19% of the estimated value of the building work, but not less than \$110.00				
(b) for building work for a Class 2 to Class 9 building or incidental structure	0.09% of the estimated value of the building work, but not less than \$110.00				
Uncertified application for a building permit (s. 16(1))	0.32% of the estimated value of the building work, but not less than \$110.00				
Application for a demolition permit (s. 16(1)):-					
(a) for demolition work in respect of a Class 1 or Class 10 building or incidental structure	\$110.00		NO GST	\$110.00	
(b) for demolition work in respect of a Class 2 to Class 9 building	\$110.00 for each storey of the building				
Application to extend the time during which a building or demolition permit has effect (s. 32(3)(f))	\$110.00		NO GST	\$110.00	
DIVISION 2 - APPLICATION FOR OCCUPANCY PERMITS & BUILDING APPROVAL CERTIFICATES (Building Regulations 2012)					
Application for an occupancy permit for a completed building (s.46)	\$110.00		NO GST	\$110.00	
Application for a temporary occupancy permit for an incomplete building (s.47)	\$110.00		NO GST	\$110.00	
Application for modification of an occupancy permit for additional use of a building on a temporary basis (s.48)	\$110.00		NO GST	\$110.00	
Application for a replacement occupancy permit for permanent change of the building's use, classification (s.49)	\$110.00		NO GST	\$110.00	
Application for an occupancy permit for a building in respect of which unauthorised work has been done (s. 51 (2))	0.18% of the estimated value of the unauthorised work as determined by the permit authority, but not less than \$110.00				
Application for a building approval certificate for a building or an incidental structure in respect of which unauthorised work has been done (s.51(3))	0.38% of the estimated value of the unauthorised work as determined by the permit authority, but not less than \$110.00				
Application to replace an occupancy permit for an existing building (s.52(1))	\$110.00		NO GST	\$110.00	
Application for a building approval certificate for an existing building or an incidental structure where unauthorised work has not been done (s.52(2))	\$110.00		NO GST	\$110.00	
Application to extend the time during which an occupancy permit or building approval certificate has effect (s.65(3)(a))	\$110.00		NO GST	\$110.00	
ECONOMIC SERVICES CONTINUED					
INSPECTION FEES					
Request for BAL Assessment Report and Certificate - fee is per hour	\$118.18	\$11.82	GST	\$130.00	
Inspections (hourly rates includes travel time)	\$136.36	\$13.64	GST	\$150.00	
Smoke Alarm Approval Fee	\$163.09	\$16.31	GST	\$179.40	
Materials on Street (Hoarding Licence) (per month x m ²)	\$0.91	\$0.09	GST	\$1.00	
Swimming Pool Barrier Inspection other (request outside of 4 yearly inspections)	\$72.73	\$7.27	GST	\$80.00	
Swimming Pool Barrier Inspection (charged on rates notice MAX 57.25) (annual fee to cover 4 yearly inspections)	\$53.14	\$5.31	GST	\$58.45	
Monthly Building Statistics per annum	\$116.36	\$11.64	GST	\$128.00	

SHIRE OF CARNARVON FEES AND CHARGES 2022 UPDATED 30 JUNE 2022

DESCRIPTION	2022 NET FEE (\$)	GST (\$)	GST STATUS	2022 FEE (\$)	COMMENTS
SHIRE CERTIFYING SERVICES					
Certificate of Design Compliance Assessment (hourly rate)	\$160.00	\$16.00	GST	\$176.00	
CERTIFICATE OF CONSTRUCTION COMPLIANCE (provide for approved buildings)	\$164.64	\$16.46	GST	\$181.10	
CERTIFICATE OF BUILDING COMPLIANCE (provide for unauthorised work)	\$163.64	\$16.36	GST	\$180.00	
PLANNING SECTION					
PLANNING & DEVELOPMENT ACT FEES & CHARGES					
Item 1: Determining a development application (other than for an extractive industry) where the development has not been carried out and the estimated cost of the development is:-					
(a) not more than \$50,000	\$147.00		NO GST	\$147.00	
(b) more than \$50,000 but not more than \$500,000	0.32% of the estimated cost of development				
(c) more than \$500,000 but not more than \$2.5 million	\$1,700 + 0.257% for every \$1 in excess of \$500,000				
(d) more than \$2.5 million but not more than \$5 million	\$7,161 + 0.206% for every \$1 in excess of \$2.5 million				
(e) more than \$5 million but not more than \$21.5 million	\$12,633 + 0.123% for every \$1 in excess of \$5 million				
(f) more than \$21.5 million	\$34,196.00		NO GST	\$34,196.00	
Item 2: Determining a development application for an extractive industry where the development has commenced or been carried out	THE FEE IN ITEM 1 PLUS, BY WAY OF PENALTY, TWICE THAT FEE				
Item 3: Determining a development application for an extractive industry where the development has not commenced or been carried out	\$739.00		NO GST	\$739.00	
Item 4: Determining a development application for an extractive industry where the development has commenced or been carried out	THE FEE IN ITEM 3 PLUS, BY WAY OF PENALTY, TWICE THAT FEE				
Item 5A: Determining an application to amend or cancel development approval (this applies where a determination has already been given by the Shire or where amended plans are submitted and not requested by the Shire)	\$295.00		NO GST	\$295.00	
Item 5: Providing subdivision clearance for:-					
(a) not more than 5 lots	\$73.00 per lot				
(b) more than 5 lots but not more than 195 lots	\$73.00 per lot for the first 5 lots and then \$35.00 per lot				
(c) more than 195 lots	7,393.00				
Hourly rates for scheme amendments, structure plans, activity centre plans and local development plans set as per Part 7 Regulation 48: -					
(a) Executive Manager of Development Services	\$200.00	\$20.00	GST	\$220.00	
(b) Senior Planner/Manager	\$100.00	\$10.00	GST	\$110.00	
(c) Planning Officer	\$85.00	\$8.50	GST	\$93.50	
(d) Secretary or Administrative Officer	\$65.00	\$6.50	GST	\$71.50	
Determining an Application for a Home Occupation -					
Item 6: Determining an initial application for approval of a home occupation where the home occupation has not commenced	\$222.00	\$0.00	NO GST	\$222.00	Statutory Fee
Item 7: Determining an initial application where the home based business/occupation (including cottage industry) has commenced	THE FEE IN ITEM 6 PLUS, BY WAY OF PENALTY, TWICE THAT FEE				
Item 8: Determining an application for the renewal of an approval of a home based business/occupation (including cottage industry) where the application is made before the approval expires	\$73.00	\$0.00	NO GST	\$73.00	Statutory Fee
Item 9: Determining an application for the renewal of an approval of home based business/occupation (including cottage industry) where the application is made after the approval has expired.	THE FEE IN ITEM 8 PLUS, BY WAY OF PENALTY, TWICE THAT FEE				
Item 10: Determining an application for a Change of Use or for an alteration or extension or change of a non-conforming use to which item 1 does not apply, where the change or the alteration, extension or change has not commenced or been carried out.	\$295.00	\$0.00	NO GST	\$295.00	Statutory Fee
Item 11: Determining an application for a Change of Use or for an alteration or extension or change of a non-conforming use to which item 2 does not apply, where the change or the alteration, extension or change has commenced or been carried out.	THE FEE IN ITEM 10 PLUS, BY WAY OF PENALTY, TWICE THAT FEE				
Item 12: Providing a zoning certificate	\$73.00	\$73.00	NO GST	\$73.00	

SHIRE OF CARNARVON FEES AND CHARGES 2022 UPDATED 30 JUNE 2022

DESCRIPTION	2022 NET FEE (\$)	GST (\$)	GST STATUS	2022 FEE (\$)	COMMENTS
Item 13: Replying to a property settlement certificate	\$73.00	\$73.00	NO GST	\$73.00	
Item 14: Providing written planning advice - Hourly (fee charged at the discretion of the Executive Manager Development Services)	\$110.00	\$11.00	GST	\$121.00	
Mapping Services (there is an additional \$5 for colour copies) -					
A3 Maps Printed - Black & White	\$0.91	\$0.09	GST	COST RECOVERY	
Production of Specialised Planning Maps				PER HOUR COST AS PER ITEM 23	
PLANNING SECTION CONTINUED					
Preparation of Scheme Amendments and Development Plans:					
*Basic Scheme Amendment	\$2,420.00		NO GST	\$2,420.00	Fee based on comparative tables from IGA's
*Standard Scheme Amendment (50% refundable if not advertised)	\$4,840.00		NO GST	\$4,840.00	Fee based on comparative tables from IGA's
*Complex Scheme Amendment (50% refundable if not advertised)	\$9,680.00		NO GST	\$9,680.00	Fee based on comparative tables from IGA's
Providing copy of an Approval and endorsed plans	\$50.00		NO GST	\$50.00	Fee based on comparative tables from IGA's
Subdivision re-inspection fee				25% OF THE FEE IN ITEM 5	
Clearance of Planning Related Conditions				25% OF THE FEE IN ITEM 1	
Provision of a Certificate of Title (through Landgate - cost recovery)	\$30.00		GST	\$30.00	
Research Fee for Planning Information				PER HOUR COST AS PER ITEM 23	
Per hour cost for specialised services -					
Other staff e.g. Environmental Health Officer	\$120.00	\$12.00	GST	\$132.00	Fee based on comparative tables from IGA's
Advertisements for Scheme Amendments, Structure Plans & Amendments, Outline Development Plans & Amendments, and Planning Applications					
Sign-on-site (per site), A3 affixed to existing structure	\$40.00	\$4.00	GST	\$44.00	Increase based on comparative tables from IGA's
Sign-on-site (per site), A3 heavy duty	\$130.00	\$13.00	GST	\$143.00	Increase based on comparative tables from IGA's
Sign-on-site (per site), pylon sign				(COST + 15%) + GST (COST+ 15%)	
Notice published in The Midwest Times				(COST + 15%) + GST (COST+ 15%)	
Notice published in The West Australian (WALGA rate)				(COST + 15%) + GST (COST+ 15%)	
Government Gazette Publication				AT COST	
REQUESTS FOR PLANNING & DEVELOPMENT INFORMATION					
S40 Certificate - Liquor License (per request)	\$241.00	\$24.10	GST	\$265.10	
S70A / Restrictive Covenant Request (per request)	\$318.18	\$31.82	GST	\$350.00	
Road and/or Pedestrian Access Way Closure (per request)	\$1,000.00	\$100.00	GST	\$1,100.00	
S60/62 Motor Vehicles Repair Application (per request)	\$136.36	\$13.64	GST	\$150.00	
VISITOR CENTRE					
MEMBERSHIP FEES					
Membership Package - Brochure (Outside of the Shire of Carnarvon ONLY)	\$72.73	\$7.27	GST	\$80.00	
Membership Package - Event & Community	\$100.00	\$10.00	GST	\$110.00	
Membership Package - Local businesses	\$145.45	\$14.55	GST	\$160.00	
Membership Package - Premium (per annum)	\$381.82	\$38.18	GST	\$420.00	
Membership Package - Medium	\$290.91	\$29.09	GST	\$320.00	

SHIRE OF CARNARVON FEES AND CHARGES 2022 UPDATED 30 JUNE 2022

DESCRIPTION	2022 NET FEE (\$)	GST (\$)	GST STATUS	2022 FEE (\$)	COMMENTS
Additional Brochure (All Membership Levels)	\$18.18	\$1.82	GST	\$20.00	
Business Cards	\$45.45	\$4.55	GST	\$50.00	
Additional Membership Options - Bookeasy changes (min. one hour) for all membership packages, including non-members	\$72.73	\$7.27	GST	\$80.00	
Display Boards (Visitor Centre OR Airport)- Maximum of 4 applications (non-for profit) (1 year term only)	\$90.91	\$9.09	GST	\$100.00	
Display Boards (Visitor Centre OR Airport) - Maximum of 4 applications (1 year term only - all other membership levels)	\$200.00	\$20.00	GST	\$220.00	
Additional Membership Options -Visitor Info Bay - T Junction site - Non-members	\$200.00	\$20.00	GST	\$220.00	
Additional Membership Options -Visitor Info Bay - T Junction site - All Membership Levels	\$145.45	\$14.55	GST	\$160.00	
Website Listing and Brochure Display Membership Package (Available for tourism businesses outside the Carnarvon/Coral Bay district)	\$109.09	\$10.91	GST	\$120.00	
HOLIDAY PLANNER					
NON-MEMBER RATES:					
Back Page advertisement rate (Includes 1/8 Page within Destination Guide)	\$3,150.00	\$315.00	GST	\$3,465.00	
Full Page advertisement rate	\$2,940.00	\$294.00	GST	\$3,234.00	
Half Page advertisement rate	\$1,680.00	\$168.00	GST	\$1,848.00	
1/4 Page advertisement rate	\$895.00	\$89.50	GST	\$984.50	
1/8 Page advertisement rate	\$525.00	\$52.50	GST	\$577.50	
Business Listing advertisement rate	\$210.00	\$21.00	GST	\$231.00	
Special Content Feature advertisement rate	\$525.00	\$52.50	GST	\$577.50	
PREMIUM/INTERMEDIATE MEMBER RATES:					
Back Page advertisement rate (Includes 1/8 Page within Destination Guide)	\$2,940.00	\$294.00	GST	\$3,234.00	
Full Page advertisement rate	\$2,520.00	\$252.00	GST	\$2,772.00	
Half Page advertisement rate	\$1,418.00	\$141.80	GST	\$1,559.80	
1/4 Page advertisement rate	\$766.50	\$76.65	GST	\$843.15	
1/8 Page advertisement rate	\$472.50	\$47.25	GST	\$519.75	
STANDARD/NOT FOR PROFIT MEMBER RATES:					
Back Page advertisement rate (Includes 1/8 Page within Destination Guide)	\$2,940.00	\$294.00	GST	\$3,234.00	
Full Page advertisement rate	\$2,520.00	\$252.00	GST	\$2,772.00	
Half Page advertisement rate	\$1,575.00	\$157.50	GST	\$1,732.50	
1/4 Page advertisement rate	\$840.00	\$84.00	GST	\$924.00	
1/8 Page advertisement rate	\$472.50	\$47.25	GST	\$519.75	
Business Listing advertisement rate	\$210.00	\$21.00	GST	\$231.00	
Special Content Feature advertisement rate	\$525.00	\$52.50	GST	\$577.50	
VISITOR CENTRE - OTHER CHARGES					
<i>Please Note: These charges will be issued once the free wifi session has expired on a customer's device. This can be purchased at the front counter at the Visitor Centre.</i>					
Photocopying - A4 Sheets (Black & White)	\$0.50	\$0.05	GST	\$0.55	
Photocopying - A3 Sheets (Black & White)	\$1.00	\$0.10	GST	\$1.10	
Photocopying - A4 Sheets (Colour)	\$1.00	\$0.10	GST	\$1.10	

SHIRE OF CARNARVON FEES AND CHARGES 2022 UPDATED 30 JUNE 2022

DESCRIPTION	2022 NET FEE (\$)	GST (\$)	GST STATUS	2022 FEE (\$)	COMMENTS
Photocopying - A3 Sheets (Colour)	\$2.00	\$0.20	GST	\$2.20	
Event Ticket Name Change Fee	\$10.00	\$1.00	GST	\$11.00	
Visitors Centre Admin Fee charged on ticket sales for non Council events - NOT via SABO	3% ON TICKET PRICE				
This Life Events Advertising Campaign Fee	\$3,150.00	\$315.00	GST	\$3,465.00	
Other Visitors Centre Advertising Fees (not included in "This Life Events" Campaign Fee) -					
Social Media Posts (1x Instagram and 1x Facebook Post)	\$22.00	\$2.20	GST	\$24.20	
Social Media Posts (1x Instagram and 1x Facebook Post) - Includes advertising campaign	\$55.00	\$5.50	GST	\$60.50	
Blog Features on Shire of Carnarvon Visitors Centre website	\$110.00	\$11.00	GST	\$121.00	
Cooperative Marketing Campaigns	COST RECOVERY				
Advertising on Shire of Carnarvon Visitors Centre website (maximum 1 month per year – Home page – Premium and Intermediate Members only)	\$145.00	\$14.50	GST	\$159.50	

SHIRE OF CARNARVON FEES AND CHARGES 2022 UPDATED 30 JUNE 2022					
DESCRIPTION	2022 NET FEE (\$)	GST (\$)	GST STATUS	2022 FEE (\$)	COMMENTS
Online Shopping Fees (purchasing goods via Visitors Centre website) -					
Postage and Handling	At Calculated Cost - Determined by weight of goods purchased and shipping method used.				
Retail Prices - Souvenirs/Merchandise (mark up fees) -					
Retail Prices - Option 1	5% to 120% mark up on souvenirs/merchandise for retail at the Shire of Carnarvon Visitors Centre.				
quatic	Prices as marked on souvenirs/merchandise for retail at the Shire of Carnarvon Visitors Centre.				
VISITOR CENTRE - OTHER FEES					
Commission on operator bookings (tours & accommodation)	PER BOOKING SYSTEM COMMISSION RATE				
Accommodation Cancellation Fee (less than 24 hours notice)	\$25.00	\$2.50	GST	\$27.50	
VISITOR CENTRE - Courtyard Craft Markets					
*ONE TABLE: Weekly trading fee	\$20.00	\$2.00	GST	\$22.00	
*ONE TABLE: Monthly trading fee	\$68.00	\$6.80	GST	\$74.80	
*ONE TABLE: Annually trading fee	\$410.00	\$41.00	GST	\$451.00	
*TWO TABLES: Weekly trading fee	\$30.00	\$3.00	GST	\$33.00	
*TWO TABLES: Monthly trading fee	\$100.00	\$10.00	GST	\$110.00	
*TWO TABLES: Annually trading fee	\$615.00	\$61.50	GST	\$676.50	
OTHER PROPERTY AND SERVICES					
ENGINEERING SECTION					
CROSSOVER INSPECTIONS					
Application fee	\$93	\$9	GST	\$102	Includes one site inspection.
Additional Inspections	\$73	\$7	GST	\$81	If required due to specification non compliance
Note: Vehicle crossover subsidy payment \$900 ex GST					
EXCAVATION PERMITS (FOR EXCAVATION WITHIN ROAD RESERVE OR WITHIN COUNCIL CONTROLLED LAND)					
Permit Application fee (includes 1 inspection)	\$93	\$9	GST	\$102	
Additional Inspections	\$73	\$7	GST	\$81	
REINSTATEMENT BONDS (BY SURFACE TYPE) BONDS WILL BE REFUNDED IF REINSTATEMENT WORKS					
Concrete/Paving (\$/SQM)	\$161		NO GST	\$161	
Sealed (\$/SQM)	\$97		NO GST	\$97	
Unsealed (\$/SQM)	\$54		NO GST	\$54	
PRIVATE WORKS					
Where GST-inclusive quote is supplied	As per quote				
Where GST-inclusive quote is not supplied	Actual cost + 20% Admin Charge + GST				
Hire of Street Sweeper with Shire Operator (only within 20km radius of Carnarvon Townsite)	\$205	\$21	GST	\$226	
Hire of Street Sweeper travel beyond 20km radius of Carnarvon Townsite (per km)	\$4.89	\$0.49	GST	\$5.38	Price per KM beyond 20km radius of Carnarvon Townsite

Map 3 Location of Overflow Caravan area at Cardabia Homestead precinct



Area 1.4ha

WALGA ADVOCAY POSITION

1. The Association advocates that the State Government must provide for:
 - a) A clear pathway for Local Governments to transfer responsibility for the management of Bush Fire Brigades to the State Government when ongoing management is beyond the capacity, capability and resources of the Local Government;
 - b) The co-design of a suite of relevant guidelines and materials to assist those Local Governments that manage Bush Fire Brigades;
 - c) Mandatory and minimum training requirements for Bush Fire Brigade volunteers supported by a universally accessible training program managed by the Department of Fire and Emergency Services (DFES); and
 - d) The recognition of prior learning, experience and competency of Bush Fire Brigade volunteers.
2. That a Working Group comprising representatives of WALGA and DFES be established to develop a process and timeline for the transfer of responsibility for Bush Fire Brigades in accordance with 1(a).
3. Where management of Bush Fire Brigades is transferred to DFES in accordance with 1(a), DFES should be resourced to undertake the additional responsibility.



The Shire of Carnarvon does not warrant the accuracy of information in this publication and any person using or relying upon such information does so on the basis that the Shire of Carnarvon shall bear no responsibility or liability whatsoever for any errors, faults, defects or omissions in the information.

20/06/2022

1:800

